








# dysgwch eich co dau rhybuddion llifo gydd

Gwrandewch ar y newyddion lleol a rhagolygon y tywydd



Defnyddir pedwar côd ar gyfer rhybuddion llifogydd. Gellir eu cyhoeddi mewn unrhyw drefn, fel rheol gan ddiweddu gyda 'rhybudd ar ben'.



## Beth yw ystyr hyn

Disgwylir llifogydd i ffyrdd a thir isel. Byddwch yn ymwybodol, byddwch yn barod, cymerwch ofal.

## Beth i'w wneud

- Gwrandewch ar y newyddion lleol a rhagolygon y tywydd.
- Byddwch yn ymwybodol o lefelau dŵr yn eich myl chi.
- Byddwch yn barod i weithredu yn ôl eich cynllun llifogydd.
- Sicrhewch fod anifeiliaid anwes a da byw yn ddiogel.
- Trydanwch eich ffôn symudol.



## Beth yw ystyr hyn

Disgwylir llifogydd mewn cartrefi a busnesau. Gweithredwch nawr!

## Beth i'w wneud

- Symudwch geir, anifeiliaid anwes, bwyd, pethau gwerthfawr a dogfennau pwysig i le diogel.
- Rhowch offer amddiffyn rhag llifogydd yn ei le.
- Diffoddwch gyflenwadau nwy, trydan a dŵr os yw'n ddiogel i wneud hyn.
- Byddwch yn barod i symud o'ch cartref.
- Diogelwch eich hunan a'ch teulu, a helpwch eraill.
- Gweithredwch yn ôl eich cynllun llifogydd.



## Beth yw ystyr hyn

Disgwylir llifogydd difrifol. Y mae perygl enbyd i fywyd ac eiddo. Gweithredwch nawr!

## Beth i'w wneud

- Casglwch y pethau sydd arnoch eu hangen er mwyn gadael eich cartref.
- Diffoddwch gyflenwadau nwy, trydan a dŵr os yw'n ddiogel i wneud hyn.
- Arhoswch mewn lle uchel y gallwch ddianc ohono.
- Osgowch ffynonellau trydan.
- Osgowch gerdded neu yrru drwy lifddwr.
- Galwch 999 os ydych mewn perygl.
- Gwrandewch ar y gwasanaethau brys.
- Gweithredwch yn ôl eich cynllun llifogydd.



## Beth yw ystyr hyn

Nid oes llifolygon na rhybuddion llifogydd mewn grym i'r ardal hon.

## Beth i'w wneud

- Parhewch i wrando ar ragolygon y tywydd.
- Dychwelwch i adeiladau a adawyd yn unig os dywedir wrthy ch eu bod yn ddiogel.
- Gochelwch rhag unrhyw bethau miniog a llygredd mewn lifddwr.
- Os yw eich cartref neu'ch eiddo wedi'u difrodi, cysylltwch â'ch cwmni yswiriant. Ymofynnwch am eu cyngor cyn dechrau glanhau.

# gwarchodwch yr hyn a allwch...

**Symudwch eitemau pwysig i le diogel a rhowch offer amddiffyn rhag llifogydd yn ei le pan ddaw rhybudd. Dilynwch gyfarwyddiadau'r gwneuthurwr yn ofalus er mwyn helpu i ddal llifddwr yn ôl.**

## **Ewch ag eitemau i'r llofft neu i fan uchel yn eich eiddo**

- Storiwch ddogfennau pwysig, fel papurau yswiriant, yn ddiogel.
- Symudwch eitemau o werth personol fel ffotograffau, fideos teuluol neu swfeniriau a drysorir.
- Symudwch eiddo ysgafn yn y cartref y medrwch eu codi'n hawdd ac yn gyflym.
- Symudwch eitemau o ddodrefn sy'n ddrud neu'n anos eu trwsio cyn rhai rhatach.

## **Os oes modd, symudwch eich eiddo sydd y tu allan i dir uwch**

- Os nad yw'r llifddwr wedi eich cyrraedd, symudwch eich car i dir uwch a symudwch anifeiliaid anwes sy'n byw tu allan i le diogel.

## **Helpwch i atal dŵr rhag dod i mewn i'ch cartref**

- Rhowch blygiau mewn sinciau a bathau. Rhowch fagiau tywod, casyn gobennydd neu fag plastig llawn pridd o'r ardd, neu rywbeth trwm yn bwysau arnynt.

## **Os nad oes gennych falfiau unffordd wedi'u gosod:**

- Plygiwch bibellau mewnfa dŵr gyda thywelion neu gadachau.
- Datgysylltwch unrhyw offer sy'n defnyddio dŵr (fel peiriannau golchi dillad a pheiriannau golchi llestri).

# ...ond gadewch eich cartref pan roir gorchymyn i chi wneud

**Arhoswch yn ddiogel, gwrandewch bob amser ar gyngor y gwasanaethau brys a symudwch o'ch cartref pan ddaw'r gorchymyn.**

- Gadewch eich cartref os yw'r gwasanaethau brys yn dweud wrthyfch am wneud. Bydd gwrthod gadael pan fyddant yn eich cynghori i wneud yn eich rhoi chi, eich teulu a'r rheiny sy'n ceisio eich helpu mewn perygl.
- Pan gewch eich symud allan eir â chi i ganolfan mudo a reolir gan eich cyngor lleol. Darperir bwyd a dillad gwely am ddim. Dewch â dillad sbâr, moddion hanfodol ac eitemau gofal babanod, os oes gennych faban, gyda chi.
- Bydd y rhan fwyaf o ganolfannau mudo yn caniatáu i chi ddod â'ch anifeiliaid anwes. Dewch â'u bwyd hwy gyda chi. Rhowch gathod ac anifeiliaid bach mewn cludwr anifeiliaid anwes neu flwch diogel.
- Mae'r bobl sy'n rhedeg y canolfannau wedi'u hyfforddi i roi cynhorthwy a chyngor i chi. Byddant yn eich helpu drwy straen y llifogydd a'ch paratoi ynghylch beth i'w wneud wedi iddynt gilio.

**Gwrandewch ar a gweithredu yn ôl y gwasanaethau brys**



# eich cynllun llifogydd

Mae angen i chi weithredu yn gyflym pan gewch rybudd llifogydd. Defnyddiwch y rhestr hon i'ch helpu.

- 1. Cadwch eich pecyn llifogydd o eitemau hanfodol wrth law**
  - Copïau o'ch dogfennau yswiriant cartref.
  - Tortsh gyda batris sbâr.
  - Radio y gellir ei weindio neu â batri.
  - Dillad cynnes, diddos a blancedi.
  - Cit cymorth cyntaf a moddion ar bresgripsiwn.
  - Dŵr potel a bwydydd sy'n cadw.
  - Bwyd babanod ac eitemau gofalu am fabanod.
  - Y llyfryn hwn gan gynnwys eich rhestr o rifau cysylltu pwysig.
- 2. Sicrhewch eich bod yn gwybod pwy i gysylltu â hwy a sut**

Cytunwch ar ble byddwch yn mynd a sut byddwch yn aros mewn cysylltiad. Cynlluniwch ar gyfer eich anifeiliaid anwes yn ogystal.
- 3. Dysgwch sut i ddiffodd eich cyflenwadau nwy, dŵr a thrydan, os yw'n ddiogel i wneud hyn**

Canfyddwch sut i wneud hyn gan eich cyflenwr.
- 4. Pa eitemau hanfodol medrwyd chi eu symud i le diogel**

Symudwch eitemau o werth personol i le diogel.
- 5. Beth arall byddech yn ei ddymuno i symud i le diogel**

Meddyliwch am eich eitemau drutach ac eiddo sydd tu allan.

# rhifau defnyddiol

Eich rhifau teleffon llifogydd pwysig.  
Llenwch hwn a chadw'r llyfryn hwn gyda'ch pecyn llifogydd.

Floodline	0845 988 1188*
Rhif Deialu Cyflym	
Llinell gymorth frys yr awdurdod lleol	
Rhif 24 awr a rhif polisi y cwmni yswiriant	
Amledd yr orsaf radio leol ar gyfer bwletinâu newyddion a thywydd diweddaraf	
Teulu a chymdogion	
Rhif ffôn a manylion y Banc	
Rhifau ffôn y gwaith	
Y Feddygfa	
Gorsaf leol yr Heddlu	
Milfeddyg/cynel/cathdy	
Gwesty neu Wely a Brecwast lleol	
Cyflenwr nwy a rhif y mesurydd	
Cyflenwr trydan a rhif y mesurydd	
Cyflenwr dŵr a rhif y mesurydd	
Trydanwr	
Plymer	
Adeiladwr	

\*Mae galwadau BT yn costio hyd at 4c/ funud plws 6c o ffi sefydlu o'ch cartref. Gall darparwyr a ffonau symudol eraill amrywio.

Hoffech chi ddarganfod mwy amdanom ni,  
neu am eich amgylchedd?

Yna galwch ni ar  
08708 506 506\*\* (Llun-Gwener 8-6)

anfonwch e-bost at  
[enquiries@environment-agency.gov.uk](mailto:enquiries@environment-agency.gov.uk)

neu ymwelwch â'n gwefan  
[www.asiantaeth-amgylchedd.gov.uk](http://www.asiantaeth-amgylchedd.gov.uk)

llinell argyfwng  
0800 80 70 60 (24awr)  
floodline 0845 988 1188\*

\* Mae galwadau BT yn costio hyd at 4c/ funud plws 6c o ffi sefydlu  
o'ch cartref. Gall darparwyr a ffonau symudol eraill amrywio.

\*\* Mae galwadau BT yn costio hyd at 8c/funud plws 6c o ffi sefydlu  
o'ch cartref. Gall darparwyr a ffonau symudol eraill amrywio.




Yr amgylchedd yn gyntaf: Argraffwyd y cyhoeddiad hwn ar bapur a  
wnaed o wastraff yr oedd 100 y cant ohono wedi ei ddefnyddio yn  
flaenorol. Defnyddir isgynhyrchion o wneud y mwydion a'r papur ar gyfer  
compostio a gwrtaith, i wneud sment a chynhyrchu egni.



Asiantaeth yr  
Amgylchedd Cymru  
Environment  
Agency Wales

# During a flood

Practical advice on what to do  
to stay safe in a flood



We are the Environment Agency.

It's our job to make people aware of flooding from rivers and the sea, provide flood warning services and build and maintain flood defences.

This leaflet tells you what you can do to stay safe during a flood and help protect your property.

Published by:

Environment Agency  
Rio House  
Waterside Drive, Aztec West  
Almondsbury, Bristol BS32 4UD

Tel: 08708 506 506\*\*

Email: [enquiries@environment-agency.gov.uk](mailto:enquiries@environment-agency.gov.uk)

[www.environment-agency.gov.uk](http://www.environment-agency.gov.uk)

© Environment Agency

All rights reserved. This document may be reproduced with prior permission of the Environment Agency.

November 2007

\*\*BT calls cost up to 8p/min plus 6p set-up fee from your home. Other providers and mobiles may vary.

## In the event of a flood

### Focus on the safety of you and your family

- Put people before property.
- Cooperate with the emergency services if they tell you to evacuate during flooding.
- Be prepared to act quickly to get yourself to safety.

We use our flood warning service to warn you of flooding from rivers and the sea as soon as we can. But there is some flooding we can't predict.

### Stay alert to localised flooding

Also known as 'surface water' flooding. This usually happens where drainage systems are unable to cope with heavy spells of rainfall. Rainwater is unable to drain away and quickly builds up, causing flooding in unexpected places. We cannot warn you of this type of flooding.



call Floodline on  
**0845 988 1188\***

Open 24 hours a day

- Find out what flood warning service is available where you live.
- Get practical advice on what to do before, during and after flooding.
- Get your Quickdial number for easy access to local warnings.

\*BT calls cost up to 4p/min plus 6p set-up fee from your home. Other providers and mobiles may vary.

# your flood warning service

We offer a different flood warning service depending on where you live.

Find out if you can sign up to our free 24 hour **Floodline Warnings Direct** service. You can select to receive warnings by phone, text, email, fax or pager.

## In some areas we also give flood warnings using

- Sirens – usually a wailing sound only activated when a flood is about to happen.
- Loud hailers – a vehicle will drive around repeating the flood warnings.

## Other places to get the latest flood update

- [www.environment-agency.gov.uk/flood](http://www.environment-agency.gov.uk/flood)
- Teletext Page 159, BBC Ceefax Page 419 and Digital Ceefax Page 405.
- Local weather, news and travel bulletins.



Sign up to free 24 hour flood warnings today

# what to do in an emergency

Listen to and act on the advice of the emergency services. Follow these simple steps to stay safe.

1. Gather essential items together either upstairs or in a high place.
2. Fill jugs and saucepans with clean water.
3. Move your family and pets upstairs, or to a high place with a means of escape.
4. Turn off gas, electricity and water supplies when flood water is about to enter your home if safe to do so. DO NOT touch sources of electricity when standing in flood water.
5. Keep listening to local radio for updates or call Floodline 0845 988 1188\*.
6. Flood water can rise quickly, stay calm and reassure those around you. Call 999 if you are in danger.


## Important! Flood water is dangerous

- Avoid walking or driving through it.
- Keep children and vulnerable people away from it.
- Wash your hands thoroughly if you touch it.

\*BT calls cost up to 4p/min plus 6p set-up fee from your home. Other providers and mobiles may vary.

# know your flood warning codes

Monitor local news and weather forecasts



Four codes are used for flood warnings. They can be issued in any order, usually ending with an 'all clear'.



## What it means

Flooding of low lying land and roads is expected. Be aware, be prepared, watch out.

## What to do

- Monitor local news and weather forecasts.
- Be aware of water levels near you.
- Be prepared to act on your flood plan.
- Check on the safety of pets and livestock.
- Charge your mobile phone.



## What it means

Flooding of homes & businesses is expected. Act now!

## What to do

- Move cars, pets, food, valuables and important documents to safety.
- Get flood protection equipment in place.
- Turn off gas, electricity and water supplies if safe to do so.
- Be prepared to evacuate your home.
- Protect yourself, your family and help others.
- Act on your flood plan.



## What it means

Severe flooding is expected. There is extreme danger to life and property. Act now!

## What to do

- Collect things you need for evacuation.
- Turn off gas, electricity and water supplies if safe to do so.
- Stay in a high place with a means of escape.
- Avoid electricity sources.
- Avoid walking or driving through flood water.
- In danger call 999 immediately.
- Listen to emergency services.
- Act on your flood plan.



## What it means

Flood watches or warnings are no longer in force for this area.

## What to do

- Keep listening to weather reports.
- Only return to evacuated buildings if you are told it is safe.
- Beware sharp objects and pollution in flood water.
- If your property or belongings are damaged, contact your insurance company. Ask their advice before starting to clean up.

# protect what you can...

**Move important items to safety and put flood protection equipment in place when there is a flood warning. Follow manufacturer instructions carefully to help stop the flood water.**

## **Take items upstairs or to a high point in your property**

- Safely store important documents such as insurance papers.
- Move items of personal value such as photos, family videos or treasured mementos.
- Move lightweight household belongings you can pick up easily and quickly.
- Move items of furniture that are expensive or harder to repair before cheaper ones.

## **If possible, move your outside belongings to higher ground**

- If the flood water hasn't reached you, move your car to higher ground and move outdoor pets to safety.

## **Help stop water entering your home**

- Put plugs in sinks and baths. Weigh them down with a sandbag, a pillowcase or plastic bag filled with garden soil, or a heavy object.

## **If you do not have non-return valves fitted**

- Plug water inlet pipes with towels or cloths.
- Disconnect any equipment that uses water (like washing machines and dishwashers).

# ...but evacuate when told

**Stay safe, always listen to the advice of the emergency services and evacuate when told to do so.**

- Leave your home if the emergency services say so. Refusing to leave on their advice will put you, your family and those trying to help you at risk.
- When you are evacuated you will be taken to an evacuation centre run by your local council. Free food and bedding is provided. Bring spare clothing, essential medication and baby care items if you have an infant.
- Most evacuation centres will let you bring your pets. Take their food. Put cats and small animals in a pet carrier or secure box.
- People running the centres are trained to give you support and advice. They will help you through the stress of a flood and prepare you for what to do afterwards.

## **Listen to the advice of the emergency services**



# your flood plan

You need to act quickly when you get a flood warning. Use this list to help you.

## 1. Gather your flood kit of essential items

- Copies of your insurance documents.
- A torch with batteries.
- A wind-up or battery radio.
- Warm, waterproof clothing and blankets.
- A first aid kit and prescription medication.
- Bottled water and non-perishable foods.
- Baby food and baby care items.
- This leaflet including your list of important numbers.

## 2. Know who to contact and how

Agree where you will go and how to stay in contact. Plan for your pets too.

## 3. Turn off your gas, water and electricity supplies if safe to do so

Find out how from your supplier.

## 4. Move essential items to safety

Put items of personal value in a safe place.

## 5. What else can move to safety?

Think about your more expensive items and outside belongings.

# useful numbers

Your important flood telephone numbers.

Fill this out and keep this leaflet with your flood kit.

Floodline	0845 988 1188*
Quickdial number	
Local authority emergency helpline	
Insurance company 24-hour number and policy number	
Local radio station frequency for news alerts and weather updates	
Family and neighbours	
Bank phone number and details	
Work phone numbers	
Doctor's surgery	
Local police station	
Vet/kennel/cattery	
Local hotel or B&B	
Gas supplier and meter number	
Electricity supplier and meter number	
Water supplier and meter number	
Electrician	
Plumber	
Builder	

\*BT calls cost up to 4p/min plus 6p set-up fee from your home. Other providers and mobiles may vary.

Would you like to find out more about us,  
or about the environment?

Then call us on  
08708 506 506\*\* (Mon-Fri 8-6)

email  
[enquiries@environment-agency.gov.uk](mailto:enquiries@environment-agency.gov.uk)

or visit our website  
[www.environment-agency.gov.uk](http://www.environment-agency.gov.uk)

incident hotline 0800 80 70 60 (24hrs)  
floodline 0845 988 1188\*

- \* BT calls cost up to 4p/min plus 6p set-up fee from your home.  
Other providers and mobiles may vary.
- \*\*BT calls cost up to 8p/min plus 6p set-up fee from your home.  
Other providers and mobiles may vary.



Environment first: This report is printed on paper made from 100 per cent previously used waste. By-products from making the pulp and paper manufacture are used for composting and fertiliser, for cement making and for heat conversion.