



## **WREXHAM COUNCIL OWNED TREE STRATEGY POLICY DOCUMENT**



# **CONDITIONS FOR WORK IN CLOSE PROXIMITY TO COUNCIL TREES**

### **Key related documents:**

**Wrexham Council Owned Tree Strategy 2008-2013  
LPG No.17 Trees and Development**

<u>Related policy</u>	<u>Aim</u>
T1 & T3	To protect council owned trees & create a strategic approach to their management

### **Who this guidance is for**

This document has been produced in conjunction with the Wrexham Council Owned Tree Strategy and is designed to provide **guidance for anyone intending to carry out construction, excavation or repair work above or below ground in close proximity** to council owned trees.

As a general guide work in close proximity will be **anything within 1M** of the edge of the tree canopy (see drawing, P4). It has been produced in order to protect council trees during works.

This document should be used in conjunction with BS5837: Trees in Relation to Construction 2005. It should be part of the initial design process in order to minimise costly and foreseeable design alterations that can be avoided.

**Utility companies** are required to adopt the guidelines set out in the National Joint Utilities Group (NJUG) publication Volume 4, 'Guidelines for the Planning, Installation and Maintenance of Utility Apparatus in Proximity to Trees (Issue 2) Operatives Handbook. A copy of this can be obtained from the council or [www.njug.org.uk/publication/52](http://www.njug.org.uk/publication/52).

### **BEFORE YOU GO ANY FURTHER DO THE FOLLOWING:**

- Consider if the works be carried out in a location that won't affect trees? If not, can specialist equipment be used to reduce any impacts on trees?
- Notify the Council Arboricultural Section on 01978 729634 or 729641 or email [treeinspections@wrexham.gov.uk](mailto:treeinspections@wrexham.gov.uk).
- Contact the Planning Arboricultural Officer on 01978 252529.

### **Important Notes:**

- For Planning Applications, trees subject to Tree Preservation Orders or trees that are within a designated Conservation Area, contact the Planning Arboricultural Officer. This document is not Planning Guidance.
- **Failure to notify us may lead to criminal proceedings.**

## **Terms and definitions**

### **AO**

(Arboricultural Officer) Employed by the council for expert advice relating to all tree matters.

### **RPA**

(Root protection area) An area calculated in square metres by an arboriculturalist to provide sufficient protection of the tree root system. This will be indicated and provided on a plan.

### **CEZ**

Construction exclusion zone. Area designated to protect above and below ground tree parts in which no construction or excavation works can take place without express permission of the AO. This will be indicated and provided on a plan. Fencing of 2.5m height of 'Herras' or similar type will surround this area until all works are completed.

### **Tree Roots**

Responsible for the uptake of water and nutrients, storage of food for growth and the stability of a tree. Damage to roots will have an impact on tree health or stability.

### **Fibrous Roots**

Fine roots required for the uptake of water essential to maintain the living parts of a tree. Removal of clumps of these roots can cause significant deterioration in tree health.



### **Structural roots**

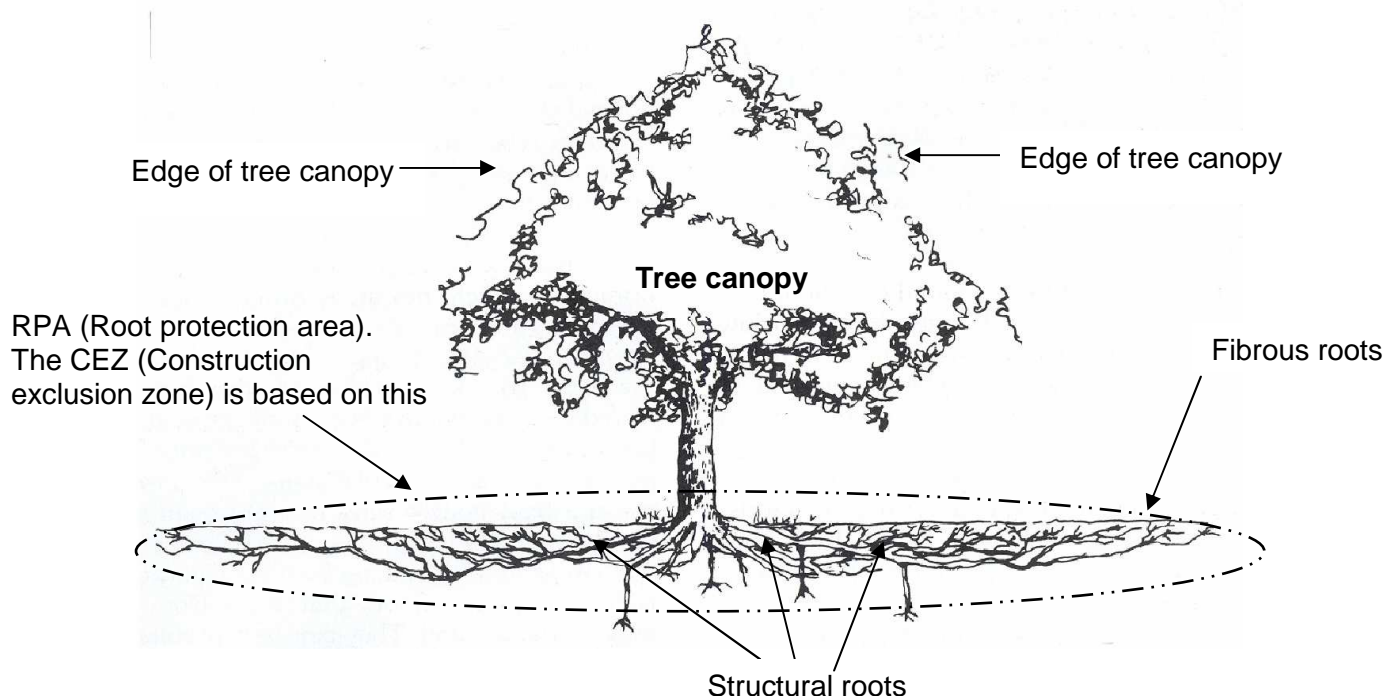
Responsible for anchoring the tree in the ground. Severance or removal of these roots causes root and stem decay and sometimes complete tree failure.



## Canopy

Branches radiating from the trunk and leaves on branches form the tree canopy.

### Drawing to show terms and definitions.



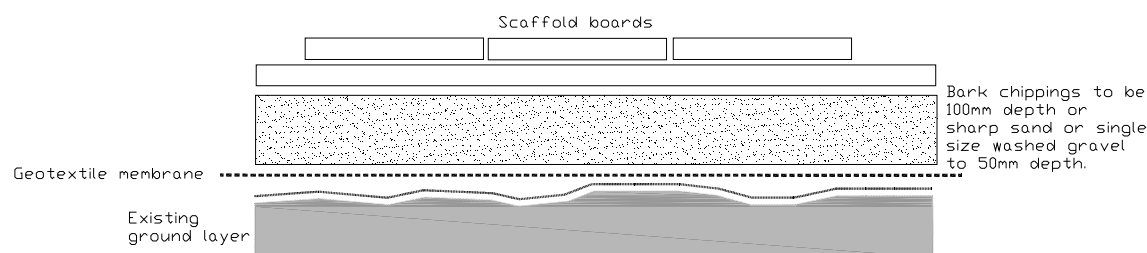
## Policy Guidance Notes

### Pre-construction phase

- P1. Prior to any work commencing protective (herras) or similar fencing 2.5 Metres in height will need to be installed based on the root protection area (RPA). The placement of fencing will be indicated on a plan provided by the council. Fencing must be in place prior to any works taking place ready for the arboricultural officer (AO) to inspect.

Protective fencing must remain in place until all work is completed and all associated materials and equipment are removed from site.

- P2. Where incursion to the RPA is necessary a temporary surface may be required to prevent disturbance or compaction of the soil.
- i) For tracked or wheeled vehicles, ground protection must be specified by an engineer in consultation with the AO.
  - ii) For pedestrian traffic. Ground protection must consist of a porous geotextile material on which a compressible layer can be added such as sharp sand with scaffold boards or similar on top (see drawing below).



### **Construction phase**

- C1. No storage of equipment, materials or chemical based solutions is permitted within the RPA / CEZ.
- C2. No vehicular access within CEZ without prior agreement with the AO.
- C3. No burning of materials or fires within 10 Metres of the RPA / CEZ.
- C4. No disturbance of the soil including level changes or compaction within the RPA / CEZ without prior consultation with the AO.
- C5. No storage of temporary buildings, sheds or offices within the RPA.
- C6. All underground utilities must be routed outside the RPA or where this is not possible in consultation with the AO.
- C7. No changes will take place that will alter the amount of water infiltration surrounding or within the RPA without the consent of the AO.

### **Protection of tree roots**

In order to reduce any significant damage to tree roots within the RPA all soil stripping and excavation must be carried out by hand digging only. Where construction is within the RPA the use of specialist engineering solutions may be required. This will be discussed and agreed with the AO in consultation with an engineer.

- R1. Unless instructed otherwise, all hand digging within the RPA must be under the supervision of the AO.
- R2. All tree roots uncovered must be wrapped immediately in dry sacking until backfilling takes place. Tree roots must not remain exposed.
- R3. Clumps of fibrous roots must not be severed and need to be retained as in R2.
- R4. Severance of structural roots 25mm or more in diameter is not permitted without prior permission of the AO.
- R5. If roots are accidentally damaged the tree owner **must** be notified and given the opportunity to inspect the damage before it is covered over.

Wrexham County Borough Council, Environment Department, conditions for works in close proximity to council owned trees.

For more information or if you have any questions please do not hesitate to contact us.

## Contacts

Council owned trees  
Environment Department  
01978 729634 or 729641 or [treeinspections@wrexham.gov.uk](mailto:treeinspections@wrexham.gov.uk)

Tree Preservation Orders or trees in a Conservation Area  
Arboricultural Officer, Planning Department  
01978 292529 or [planning@wrexham.gov.uk](mailto:planning@wrexham.gov.uk)

National Joint Utilities Group (NJUG), [www.njug.org.uk](http://www.njug.org.uk)

## How not to do it!



[www.wrexham.co.uk/trees](http://www.wrexham.co.uk/trees)

