






THE PARISH CHURCH OF ST GILES.

St Giles is considered the greatest medieval parish church in Wales. Whilst steeped in history and abounding with treasures and delights for the visitor, it also remains a busy and popular church with the congregation committed to worship, and acknowledging the presence of God in our daily lives.

The Great Tower is one of “the Seven Wonders of Wales”, and inside, a ceiling adorned with 16 colourful angels playing instruments and singing, greets the eye.

Art and religion are fused together in an ancient wall painting, lost for centuries, of the Day of Judgement. One of the oldest brass eagle lecterns in Britain is here, together with fine stained glass, including a window attributed to Burne-Jones, many amusing medieval roof corbels and statues, and many other interesting features.

Visitors will see evidence of the many historic links with the Royal Welch Fusiliers, and in a curious trans-Atlantic link, the tomb of Elihu Yale, founder of Yale University, is just outside the west door.



FACILITIES:

- Loop system for hard of hearing
- Always heated and lit
- Bilingual interpretation boards
- Shop selling guidebooks, cards, gifts and souvenirs
- Coach parties, organised tours and tower climbs by prior appointment
- Nearest Public Toilets: St. Giles Way
- 10 mins from bus station, 15 mins from railway stations
- Car parking with disabled parking

PLACES TO VISIT:

- Wrexham Tourist Information Centre
- Museum
- Waterworld

For access information, please see additional insert in this folder.

CONTACT:

Tel: 01978 292015

Email:

wrexhamparish@aol.com

OPENING TIMES:

Daily: 11.00am - 3.00pm

Pay & Display Car Park
St Giles Way, 24 hours
Pay between hours of
8am-5pm

Public Toilets open
8.30am-5.30pm Mon-Sat