

premier ● ● ● ●



Wrexham County Borough Council  
Childcare Sufficiency Assessment  
2022-2026

This document is available in Welsh

## Table of Contents

<b>Executive Summary .....</b>	<b>3</b>
<b>1. Introduction.....</b>	<b>8</b>
<b>2. Methodology .....</b>	<b>13</b>
<b>3. Identification of Key Demographic and Socio-Economic Issues.....</b>	<b>18</b>
<b>4. Overview of Current Childcare Provision and Outcomes of Provider and Childminder Surveys .....</b>	<b>36</b>
<b>5. Outcomes from Parent Survey .....</b>	<b>65</b>
<b>6. Outcomes from Children’s Surveys.....</b>	<b>84</b>
<b>7. Partnership and Cross Border Working .....</b>	<b>86</b>
<b>8. An Answer to the Key Question.....</b>	<b>90</b>
<b>9. Gaps Analysis and Areas for Improvement.....</b>	<b>91</b>
<b>10. Action Plan .....</b>	<b>92</b>
<b>Appendix 1: Summary of Key Findings .....</b>	<b>99</b>
<b>Appendix 2: Tables .....</b>	<b>103</b>

## **Executive Summary**

The 2006 Childcare Act expands and clarifies in legislation the vital role local authorities play as strategic leaders in the provision of childcare locally. The local authority has the responsibility and lead role in coordinating efforts across services to shape and secure children's services, with a particular focus on:

- Sufficient, sustainable and flexible childcare that is responsive to parents' needs.
- Information, advice and assistance relating to childcare to parents, prospective parents and those with parental responsibility or care of a child.

Regulations made by the Welsh Ministers under section 26 of the Act require local authorities to undertake Childcare Sufficiency Assessments for their area. Wrexham County Borough Council undertook a Childcare Sufficiency Assessment from November 2021 – June 2022, with support from Premier Advisory Group. The assessment was underpinned by primary research conducted through numerous forms of consultation, including the Care Inspectorate Wales, Self-Assessment of Service Statement data completed by childcare providers, a Welsh Government parent survey and online surveys with employers, stakeholders and children.

This Childcare Sufficiency Assessment report reflects the specific context for childcare provision in Wrexham, aligned to the 47 wards and 3 community areas that make up the county. A full summary of key findings from the demographics research and consultation can be found in Appendix 1.

### **Overview of local authority demographic and economic context**

In order to consider the extent to which childcare planners within Wrexham may need to continue to prioritise their efforts to help instigate or stimulate further childcare places within specific and targeted geographical localities, an analysis of demographic and economic context was undertaken.

The most recent population data for children aged 0-4 years from the Office for National Statistics shows that this age group will gradually decrease by 496 children across Wrexham between 2020-2026. This follows the trend that birth rates in Wrexham have fallen year on year from 2017-2020, by 274. In addition, the overall population for Wrexham is projected to decrease by 1,751 residents from 2018-2027. This suggests that the demand for childcare may decrease.

The county displays a degree of disparity when considering levels of unemployment and children in out-of-work claimant households, largely dependent on the ward in question. Central Wrexham has the highest number of children living in all-out-of-work benefit claimant households at 1,785 0-18 year olds, with Queensway, Wynnstay (by far the two highest across Wrexham other than Plas Madoc and Coedpoeth) and Cartrefle in that area being the highest, whereas North Wrexham has the fewest, with places such as Marford & Hoseley and Rossett having the lowest numbers of children in out-of-work claimant households. Although these numbers are absolute rather than relative, they still serve as an indication of areas where there are a lot, or very few, children living in unemployed households. This may result in demand for childcare being lower in these places than it should, due to barriers around need and affordability.

According to data from Stats Wales, 26.5% of the Wrexham population describe themselves as fluent in Welsh. The ethnicity of children in Wrexham is broadly in line with averages for Wales according to

the 2011 national census, with 13% of children aged 5 and above in Wrexham identifying as being from a non-white British background.

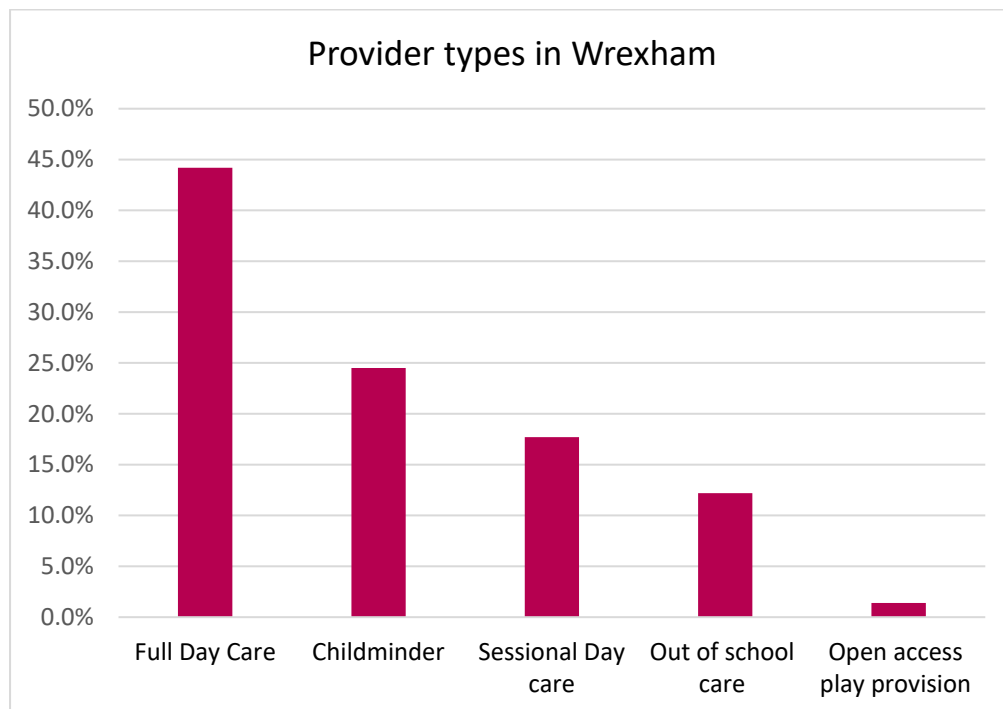
The effects of COVID-19 and Brexit may lead to a drop in the number of people coming to Wales and possibly lead to more people leaving rather than entering, resulting in a negative net-migration. The possible reasons for this are numerous. Firstly, the Oxford Migration Observatory contends that as the UK’s new Points Based Immigration System places greater restrictions on the number of lower-skilled EU workers that are allowed to enter the UK, this will likely contribute to a drop in migration which could affect local authorities such as Wrexham.

Wrexham’s Local Development Plan proposes development of 6,250 new homes up to 2028. The wards or settlements with the highest number of expected total dwellings to be built are Rhosddu, Acrefair/Cefn Mawr, Brymbo, Llay and Ruabon. It is possible that, despite an overall decrease in population across Wrexham, demand for future childcare provision may increase in these areas as new families move into the developments.

Wrexham was found to have a 15.4% number of pupils with some form of Additional Learning Needs, this was higher than all three neighbouring counties Flintshire, Denbighshire, and Powys. It was also higher than the National Average.

### Summary of available provision

At the time the Self-Assessment Statement of Service was completed, the supply of childcare in Wrexham was as below:



Providers type in Wrexham

Providers type in Wrexham	%
Full Day Care	44.2%

Childminder	24.5%
Sessional Day care	17.7%
Out of school care	12.2%
Open access play provision	1.4%

Childcare Type	Registered	Suspended	Unregistered/Voluntary Approval Scheme
<b>Full Day Care Settings</b>	66	0	0
<b>Childminders</b>	46	6	0
<b>Out of School Care</b> <i>(including before school clubs, after school clubs and holiday clubs)</i>	22	0	22
<b>Sessional Day Care</b>	28	0	0
<b>Crèche</b>	0	0	0
<b>Nannies</b>	0	0	0
<b>Open Access Play Provision</b>	2	19	0
<b>Un-regular sessions</b>	0	0	1
<b>Total</b>	<b>164</b>	<b>25</b>	<b>23</b>

### Main points in terms of current usage/future demand

According to the findings from the 2021 Self-Assessment Statement of Service data, there are high levels of childcare vacancies in Wrexham, with 2,296 vacancies across the County Borough. The majority of these vacancies are for after school provision and full day care provision respectively. The wards with the highest number of vacancies for after school provision are Grosvenor, Holt and Brynyffynnon; for full day care the wards with the highest vacancies are Overton (145), Bryn Cefn (83), Borrass Park (51), and Holt (50). There are also currently a significant number of vacancies for Early Education Placements (330).

According to data collected from the SASS, there are currently 195 children on a waiting list for childcare across Wrexham. The majority of these are waiting for half day care (PM) or a full day care place. The ward with the highest and most significant number of children on a waiting list, for half day care (PM), is Grosvenor with 65 children. Whilst there are also a small number of children on a waiting list for an Early Education Placement, there are high vacancies, indicating that some parents may be waiting for a space at a particular setting or type of setting.

The majority of childcare providers in the county are currently registered to deliver Childcare Offer for 3-4 year olds and there are currently 26 providers who are receiving funding to deliver Flying Start provision. A high percentage of childcare provision was rated 'Good' or 'Excellent' with regards to the quality of care and most parents have indicated that they are happy with the quality of service they receive. There are only 4 providers rated 'Adequate' in 2 or more areas, all of which are located in North and South Wrexham.

The majority of childcare providers in Wrexham are not fluent in Welsh. 12 of 147 settings surveyed stated they are currently primarily Welsh speaking. 20 out of 147 currently deliver the Welsh Language Active Offer. These settings offering Welsh provision are distributed throughout the county in Grosvenor, Hermitage, Rhosnesni, Coedpoeth, Gwersyllt East and South, Gwersyllt North, Cefn and Pant. This suggests a potential gap in terms of Welsh language provision in light of the percentage of the population who say they speak Welsh fluently

As of the summer term 2021, there were 329 children formally identified as having Additional Learning Needs or disabilities with a registered childcare place in Wrexham. Most providers are not currently caring for any children with Additional Learning Needs even though over two fifths of providers have at least one child registered at their provision who has Additional Learning Needs or disabilities.

There were differences amongst providers who say they are trained or qualified to care for children with Additional Learning Needs. Data from the Self-Assessment Statement of Service demonstrated that most full day care providers, out of school care providers and sessional day care providers had arrangements in place to accommodate children with Additional Learning Needs or complex medical needs. However, the number of childminders who responded that it was their responsibility to make said arrangements was dramatically lower.

Whilst the most frequent start time for childcare providers was before 8am, very few settings offered childcare beyond 6pm. Currently, only 4 providers are offering childcare in the evenings past 6pm, located in Grosvenor, Maesydre, New Broughton and Esclusham. Fewer still are those that are currently providing overnight care in the county, limited to two. One located in Rhosnesni and the other in Gwersyllt East and South. Just two providers currently provide childcare at the weekends, located in South and Central Wrexham.

COVID-19 has had a significant impact on services generally over the past 2 years, with the closure of non-essential businesses and people working from home. The majority childcare providers in the area reported to have temporarily closed during the pandemic, with 8% indicating that as a result, they would only be able to run their provision for a further 6 months. A sizable number of providers responded that there was less training available due to the restrictions, with a majority citing the inability to complete certain qualifications as one of the detrimental impacts.

### **Main barriers to childcare provision and access to childcare**

The biggest barriers to accessing childcare noted by parents responding to the Welsh Government survey were disruptions regarding current jobs and facing problems when trying to get a new job, due to not being able to access childcare at appropriate times.

Parents who have children with Additional Learning Needs reported a lack of affordability, flexibility and location as key problems when looking for childcare provision. For Welsh-medium speaking families, cost, distance, insufficient flexibility, and lack of Welsh-medium provision specifically were mentioned as key barriers to childcare provision.

296 responses were received from parents/carers across Wrexham County Borough Council, representing 2.1% of all respondents across Wales. Whilst the number of parent/carer responses increased by 27.6% since the previous Childcare Sufficiency Assessment, the respondents to the online survey represent only a small proportion of the county's 135,466 residents and therefore the limitations of the data analysed below should be acknowledged.

### **Unmet needs/gaps**

From the research conducted throughout the Childcare Sufficiency Assessment, the following emerging gaps in the childcare sector in Wrexham have been identified. An Action Plan has been developed which addresses these gaps and a summary of proposed actions will be included in the final version of this report.

### **Potential lack of Welsh Language provision**

According to SASS data, most providers do not have a staff member who is fluent in Welsh. 12 settings said their setting was primarily Welsh speaking and 20 said that they offered the Welsh Language Active Offer. These settings are all located in the same 8 wards (Grosvenor, Hermitage, Rhosnesni, Coedpoeth, Gwersyllt East and South, Gwersyllt North, Cefn, and Pant). Lack of Welsh medium provision is a trend also present in parent survey data. 22 parents stated they would like to access Welsh medium childcare but are unable due to lack of available provision. This would suggest there is an emerging gap in Welsh medium provision.

### **The effect of the pandemic**

Many providers noted that they were not able to access training during the pandemic, and almost one tenth of providers felt that they would not be able to financially sustain their business beyond the next 6 months. Many providers were unsure about the future stability of their childcare provision. The impact of the pandemic will be felt across all sectors for a significant time, and providers may need access to additional training, resources or funding in order to ensure this does not negatively impact the childcare sector in Wrexham. Consultation with children was not substantial enough to draw conclusions on the impact of the pandemic on children's views of childcare.

## 1. Introduction

Premier Advisory Group (PAG) was commissioned to deliver a Childcare Sufficiency Assessment for Wrexham County Borough Council in April 2022. This Childcare Sufficiency Assessment was commissioned to update the findings of the 2017 Childcare Sufficiency Assessment, in line with the requirements of the Welsh Government. The assessment was underpinned by primary research conducted through numerous forms of consultation, the Care Inspectorate Wales, Self-Assessment of Service Statement data completed by childcare providers and online surveys with parents and children.

This Childcare Sufficiency Assessment report reflects the specific context for childcare provision in Wrexham as of autumn 2021. Considering this, this report seeks to understand the need of childcare settings, as well as parental demand for places at the local level.

### 1.1 The strategic context for childcare sufficiency

As a requirement of the [Childcare Act 2006 \(Local Authority Assessment\) \(Wales\) Regulations 2016](#), local authorities prepare assessments of the sufficiency of childcare provision (Childcare Sufficiency Assessment) in their area every five years and are asked to keep these under review.

This Act expands and clarifies in legislation the vital role local authorities play as strategic leaders in the provision of childcare locally. The 2006 Act reinforces the framework within which local authorities already work – in partnership with the private, voluntary, independent, community and maintained sector – to shape and secure children’s services and focuses in particular on the provision of sufficient, sustainable and flexible childcare that is responsive to parents’ needs. This is a necessary step to securing sufficient childcare provision, enabling local authorities to identify gaps and establish action plans to meet the childcare needs of parents needing to work or train.

With the easing of national COVID-19 restrictions from late 2021, many childcare providers have returned to their regular functions with caution according to the national guidance. Over the next six to 12 months, the key question for the childcare sector will be how much demand for childcare recovers, and how quickly it returns to complete normalcy, as the government support is phased out. It is important to acknowledge that many providers may raise fees and adjust their business model to reduce costs, or in some cases exit the market altogether to deal with these short- and medium-term risks.

There has been an increase in the demand for childcare, as parents and carers have found difficulties securing sufficient childcare places, specifically for out of school hours to complement their jobs.

There are signs that the sector in Wales is stabilising and recovering from the worst of the pandemic. This is reflected in the assessment where most providers reported that they don’t feel the impact will last more than 12 months and the expectation is that COVID-19 has resulted in new patterns of demand for childcare, driven by the wider changes which the pandemic has brought to all aspects of family life.

The assessment has informed Wrexham County Borough Council of the current position with regards to the supply and demand of the childcare sector and any highlighted areas of improvement have



formed the basis of the action plan that the authority will implement to improve childcare across the county.

## **1.2 Wrexham's previous sufficiency assessment (2017-2021)**

In 2017, a consultation exercise took place to establish the views of parents and carers in Wrexham regarding childcare. Through a mixture of outreach work and structured questionnaires, the views of parents and carers regarding the availability and accessibility of childcare were sought.

An electronic survey was publicised to all parents of children in Wrexham via Your Voice Wrexham. Consultation questionnaires were also sent to schools, childcare settings and via EYDCP partners for distribution to parents. The Wrexham Family Information Service (WFIS) also held a series of consultation events in areas where they identified low numbers of responses in order to provide as broad a perspective as possible. A total of 232 responses were received, representing 345 children. Of these 345 children, 100 had some form of identified impairment or disability. These surveys were also supplemented through focus groups led by the WFIS Childcare Team.

In addition, consultation with stakeholders was completed through a number of sources which reported on the levels of demand for this assessment. Employers were consulted through networking events, as well as through consultation with employer forums across both small enterprises as well as large employers from Wrexham Industrial Estate. Children in Wrexham were engaged through the completion of the Play Sufficiency Assessment 2016. The EYDCP decided that findings from this research were representative for the purposes of the 2017 CSA, as the approach taken by Wrexham's Play Development Team was robust and extensive in its completion. Families from specific groups of the community were also consulted through targeted focus groups.

All Care Inspectorate Wales registered childcare providers were required to complete a Self-Assessment Statement of Service form online. Settings providing term time care were instructed to complete the form during the month of October 2016.

The key challenge in undertaking this Childcare Sufficiency Assessment was ensuring the accuracy of the data. Unfortunately, the response rate to the parental questionnaire was minimal with feedback commenting on the length and complexity of the format. For the provider survey, data included within the annexes was incomplete as many failed to answer some of the questions within the SASS and it was evident that in some instances, they misinterpreted questions and provided conflicting answers. In addition, the dataset provided through the SASS process was one of the most challenging elements of producing this assessment. The data was presented in a format that required unreasonable levels of formatting and manipulation in order that it may be analysed with any reasonable ease. Therefore, it was felt in Wrexham that the challenges that came with analysing SASS data were insurmountable resulting in unreliable results.

It is worth noting that response rates to the SASS and other consultation conducted during the 2017 CSA were low and therefore may not have been fully representative of childcare in Wrexham at that time. Key findings and recommendations of the 2017 Childcare Sufficiency Assessment were:

- Overall, In Wrexham there were sufficient childcare places to meet demand, including demand for Welsh medium childcare, as of 2017.
- All children with additional needs could access appropriate childcare in Welsh and English.

- Settings effectively used self-evaluation and feedback to understand their strengths and weaknesses.
- At the time of the previous CSA, effective information in Welsh & English was available to all about childcare in Wrexham.
- Wrexham's childcare sector was stable and delivered high quality childcare, meeting the demands of the area in 2017.
- Effective Business planning support was being provided to the childcare sector.
- Areas where development of more childcare and increased sustainability was needed were those with low supply and high demand - Brynyffynnon, Coedpoeth, Gwersyllt East & South, Maesydre, Pant, and Whitegate.
- Areas where it is unlikely that the market would develop childcare places were those with low supply and low demand. These were Cefn, Ceiriog Valley, Gwenfro, Little Acton, Llay, Penycae, Queensway, and Wynnstay.
- Areas where the market was most likely to be functioning and market forces were meeting supply with little further intervention were those with high supply and medium or high demand - Bronington, Gresford East & West, and Llangollen Rural.
- Areas with high supply and low demand were likely to have a sufficiency of childcare. It was possible that there was an over-supply in some of those areas (Acton, Bryn Cefn, Grosvenor, Overton, and Rossett).
- The previous CSA highlighted that significant development was required in order to improve the levels of childcare in the Cartrefle, Queensway, Smithfield, Whitegate and Wynnstay wards and to bring the levels up to the Wrexham average. However, because of the high unemployment rates in these wards further childcare developments in these areas would have been unsustainable.
- In areas such as Grosvenor, Overton, and Rossett, where there is a high supply of childcare but a low level of demand, there was potential for further development, as it may have meant that parents from outside of these areas were accessing childcare in these wards.
- Gaps in the type of childcare may have been affecting fewer families than affordability and time gaps; the main issue was choice of childcare rather than the need for more places.
- Quality of provision was also not a large gap for Wrexham, with significant numbers of parents overall happy with the quality of provision at the time of the last CSA.

### **1.3 Childcare market compared to last sufficiency assessment**

Since the last sufficiency assessment, Wrexham has reported having the following registered providers actively delivering services in the childcare sector: (Care Inspectorate Wales, Self-Assessment Statement of Service 2021).

- Full Day Care Settings: 66
- Childminders: 46
- Out of school provision: 22
- Sessional Day Care: 28
- Open access play provision: 2

- Crèche: 0
- Nannies: 0

This means there are 164 registered providers in total. There are also a reported 22 unregistered out of school providers and one unregistered provider who offers ad hoc sessions. This makes 186 registered and unregistered providers in total.

According to last Wrexham CSA, in January 2017 there were 318 childcare settings recorded by Wrexham Family Information Service, which included both registered and unregistered provision. This shows there has been a decline in the number of settings.

- Full Day Care Settings: 28
- Childminders: 66
- Out of school provision: 109
- Sessional Day Care: 80
- Holiday provision: 35
- Crèche: 0
- Nannies: 0

The figures above show that the number of full day care providers has increased significantly since 2017 by 38, whilst the number of childminders, sessional day care settings and out of school provision has declined by 20, 52 and 65 respectively.

It should be noted some out of school provisions pre-pandemic included above were unregistered breakfast clubs, which have subsequently closed due to a change of funding arrangement. In addition, a number of out of school settings have now registered as full day care settings. Furthermore, other settings have amalgamated, where two or three separate registrations have become one registration.

The overall picture however is that in 2017, there were 4891 registered childcare places in sessional, full day care, childminders and holiday childcare settings available in Wrexham and in 2022 there are now 4040, representing a small decrease.

### **Funded Childcare in Wales**

In Wales a variety of funded entitlement exists to support parents/carers with the cost of childcare. The following list details the different types of funded entitlement available across Wales.

#### **Foundation Phase (i.e., Early Entitlement/School Nursery)**

*Up to 12.5 Hours per week for 3–4-year-olds*

Every child aged 3-4 is entitled to receive up to five terms of part-time Early Years education prior to the start of compulsory education. This is offered in a mixture of funded settings, including playgroups, Cylch Meithrin, schools and day nurseries.

#### **Childcare Offer for Wales**

*Up to 20 Additional Hours per week for 3–4-year-olds*

Some children are eligible to receive up to 20 hours per week of funded childcare from the start of the term after their third birthday.

### **Flying Start**

Currently, some 2-year-olds in Wales can receive 12.5 hours per week of funded childcare as part of the Flying Start scheme. Flying Start provides quality childcare which is offered to parents/carers of all eligible children for 2.5 hours per day, 5 days per week for 39 weeks of the year. Eligible children must reside within a Flying Start area to receive this funding; this is determined by postcodes. The Welsh Government has announced that Flying Start will be expanded in phases to eventually include all 2-year-olds across Wales. Phase 1 will increase Flying Start target areas to reach up to an additional 2,500 children aged 0-4 across Wales from September 2022.

### **Childcare Element of Universal Credit**

Parents/carers may be able to claim back up to 85% of childcare costs if they are eligible for Universal Credit. Applicants must typically need to either be working or have a job offer.

### **Tax Free Childcare**

When parents/carers sign up for a tax-free childcare account, for every £8 they pay in, the government will pay in £2 to pay the childcare provider. Parents/carers can receive up to £500 every three months (up to £2,000 a year) for each child to help with the costs of childcare.

### **Help for Students**

If a parent/carer is attending a full-time or part-time course and receiving undergraduate student finance and has at least one child under 15 who is financially dependent (or under 17 if they have Additional Learning Needs), they may be entitled to receive the childcare grant and Parents' Learning Allowance through Student Finance Wales. The Welsh Government has announced plans for the Childcare Offer to be expanded to include all parents in further and higher education from September 2022 for those attending a course that runs for more than 10 weeks. Once this is fully implemented there are plans to include additional cohorts of learners over time, such as those in adult learning, work-based learning, community learning and also those undertaking more short-term learning, including ESOL courses.

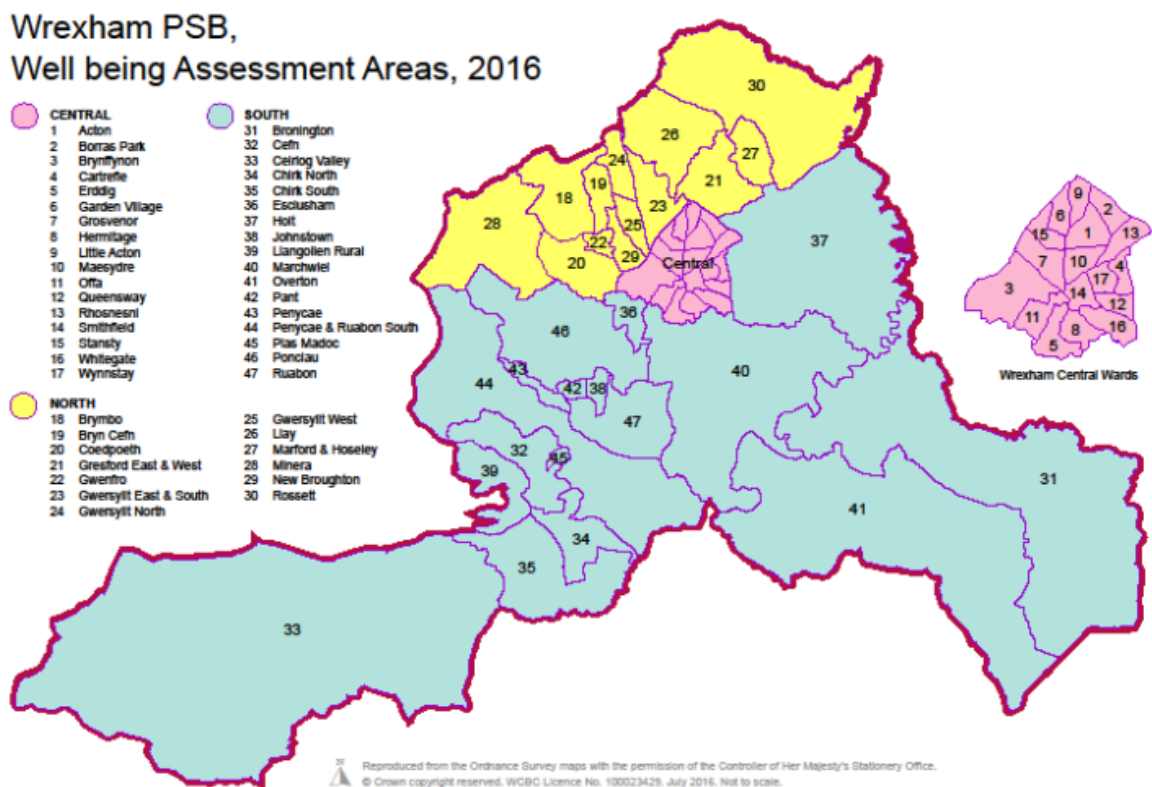
## 2. Methodology

The fieldwork and research which informed the 2022 Wrexham County Borough Council Childcare Sufficiency Assessment was conducted during the period of October 2021 – May 2022. This report provides a snapshot of childcare in Wrexham as of spring 2022.

To enable meaningful analysis below the Wrexham level, the Childcare Sufficiency Assessment research has been aligned with the 47 wards and 3 local community areas that make up the county borough (Wrexham central, Wrexham north and Wrexham south).

It is worth noting that in May 2022, the [electoral arrangements](#) for Wrexham changed, and the number of wards was increased to 49.

### Wrexham Ward and Community Areas Map



Wrexham PSB,  
Well being Assessment Areas, 2016.

#### Central

1. Acton
2. Borrass Park
3. Brynyffynnon
4. Cartrefle
5. Erddig
6. Garden Village
7. Grosvenor

8. Hermitage
9. Little Acton
10. Maesydre
11. Offa
12. Queensway
13. Rhosnesni
14. Smithfield
15. Stansty
16. Whitegate
17. Wynnstay

**North**

18. Brymbo
19. Bryn Cefn
20. Coedpoeth
21. Gresford East & West
22. Gwenfro
23. Gwersyllt East & South
24. Gwersyllt North
25. Gwersyllt West
26. Llay
27. Marford & Hoseley
28. Minera
29. New Broughton
30. Rossett

**South**

31. Bronington
32. Cefn
33. Ceiriog Valley
34. Chirk North
35. Chirk South
36. Esclusham
37. Holt
38. Johnstown
39. Llangollen Rural
40. Marchwiel
41. Overton
42. Pant
43. Penycae
44. Penycae & Ruabon South
45. Plas Madoc
46. Ponciau
47. Ruabon

Multiple types of research and analysis were undertaken throughout the Childcare Sufficiency Assessment, listed below.

## **2.1 Identification of key demographic and socio-economic issues**

Structured desk-based research was conducted in order to identify key demographic and socio-economic factors which will have a discernible influence on the sufficiency and suitability of existing and future provision of early years childcare and funded entitlements throughout Wrexham. This research focused on:

- Approximate number of children aged 0 – 14 years resident in Wrexham.
- Number of children forecasted to be resident in Wrexham by 2026 and local birth rates.
- International migration and internal migration inflows and outflows trends.
- Incidence of employment and unemployment across all Wrexham wards.
- Incidence of children in Wrexham living in out-of-work benefit claimant households and low-income households.
- Current and projected family composition across the county.
- Average household income by ward and Middle Super Output Area.
- Ethnicity of children above the age of five.
- Incidence of children with Additional Learning Needs.
- Welsh language data and provision of Welsh speaking childcare setting.

All data where possible was broken down by ward or Middle Super Output Area to provide identification of supply and demand at a local level. A range of sources were used to conduct research, including the Office for National Statistics, Stats Wales, the Department for Education, Department for Work and Pensions.

## **2.2 Self-Assessment of Service Statement reporting**

Premier Advisory Group analysed Self-Assessment Statement of Service (SASS) and parent survey data provided by Wrexham to identify trends and incorporate data into our wider analysis and action plan. Prior to the roll out of the SASS to childcare providers, all local authorities, Childcare Wales Learning and Working Mutually (CWLWM) partners and Welsh Government representatives collaborated with Care Inspectorate Wales (CIW) colleagues to co-produce a more informed survey than was previously available. While it is noted that there are still potential amendments that could be made to improve the quality of the data obtained, the opportunity to co-produce the survey was welcomed and proved to be very beneficial as the data sourced from the SASS is of a higher quality than previous years.

Premier Advisory Group carried out a detailed analysis of the live supply data held by Wrexham to determine precise figures for the availability of childcare places in the locality. Additionally, through combining data from childcare settings and our demographics research we identified potential pinch points in the system, both in terms of wards/community areas who have limited supply/demand and areas that have particularly high levels of children with Additional Learning Needs.

It was evident that despite the guidance for childcare providers on the completion of the SASS being included within the online portal, the responses indicated that there were still some questions that were open to interpretation and due to the self-reporting nature of the survey some data may not be

fully accurate. The SASS was also undertaken in July 2021, before the new Additional Learning Needs Code came into practice.

### **2.3 Additional provider data**

As a source of data, the SASS is much improved from previous years, however the data collected is still inconsistent, therefore cannot be utilised as the sole source of data and alternative sources of data must be considered for cross comparison. Alternative sources identified are:

- Wrexham Family Information Service – Dewis.
- Childcare Team Database.

The second source of data regarding current provision was sourced through Wrexham Family Information Service (WFIS) and Dewis. WFIS work proactively to ensure that records are maintained for Wrexham County Borough childcare providers, however as engagement with WFIS is voluntary, there is no obligation on the childcare providers to update their records with WFIS or on Dewis. Therefore, records held may not be 100% accurate.

The third source of data is from the Wrexham County Borough Council Childcare Team. The Childcare Team maintain a database of childcare provision within Wrexham County Borough, this data is regularly updated with information from CIW, direct contact with providers, WFIS data and information from CWLWM partners and other stakeholders. The Childcare Team conduct annual baseline checks with all providers to source relevant data and formulate options for effective support for the sector, however as interaction with the Childcare Team is not compulsory, this can impact on the accuracy of the data retained. Also due to COVID-19, contact with some providers has been restricted due to difficulties with communication e.g., the setting may have been closed or direct visits to the setting may not have taken place due to restrictions in place.

Childcare providers were also given the opportunity to comment on their views on childcare via a questionnaire that was distributed through the Childcare Teams Gov Delivery and Facebook pages.

### **2.4 Welsh Government Parent Survey**

This Childcare Sufficiency Assessment also considered the demand for childcare by analysing the needs of parents/carers, identified through a survey undertaken by Welsh Government as a Smart Survey at local authority level. The survey was widely advertised through Welsh Government social media platforms, Wrexham Council's blog and social media platforms, through schools, local businesses, Betsi Cadwaladr University Health Board, Police and through local online media channels too. Responses were analysed, detailing trends in terms of accessibility, affordability, and flexibility of childcare for parents across the county.

### **2.5 Online survey with Pupils**

Wrexham also created a child-friendly online survey via Your Voice for children and was available to complete between 22 October – 15 November. This was promoted through Wrexham Family Information Service's media platforms and through a variety of other media platforms. Members of the Childcare Team also attended childcare settings to conduct surveys with children directly within the setting. The survey asked children and young people about their views on the childcare setting they attended with a specific focus on access, availability and whether their preferred options were available. In total, 37 children were surveyed providing insight into the type of setting they attended,



reasons why they required childcare, as well as activities on offer at their settings that they viewed favourably.

## **2.6 Online survey with Stakeholders and Employers**

Wrexham County Borough Council made efforts to consult with a range of stakeholders, including persons with an interest in childcare and their representatives, local employers and persons representing them and employer organisations and neighbouring local authorities, to gather their views on the local economy, barriers to childcare that may affect the workforce and emerging trends across the past few years. Efforts were also made to consult with a range of employers across various industries to provide the most representative sample possible within the timeframe. Stakeholder and employer consultation was undertaken through an online survey available in both English and Welsh. Unfortunately, despite efforts no employers responded and only one stakeholder response was received.

## **2.7 Gaps Analysis and Recommendations**

Upon completion of the consultation phase, a summary of our findings was produced regarding the sufficiency of places across the local authority. Various techniques were applied to derive an accurate report on current gaps in childcare sufficiency throughout the authority by mapping supply to demand. We subsequently analysed, by specific/appropriate age groups, the range and diversity of provision available in the county.

Based on this analysis, further strategic recommendations have been provided for Wrexham County Borough Council to address gaps in supply or demand and address the impact of COVID-19. A detailed action plan will be developed in collaboration with Wrexham Childcare Team, which the authority will be able to implement immediately. This will include a series of recommendations that lay out achievable, realistic actions based on value for money that the local authority, in collaboration with childcare partners, can implement.

### 3. Identification of Key Demographic and Socio-Economic Issues

The following section presents an analysis, as of spring 2022, which focuses on how demographic and socio-economic factors may affect forthcoming and localised demand for childcare places.

The data sets and relevant metrics are aligned to Wrexham including:

- Existing 0 – 4 years populations and projections/forecasts.
- Birth rates across the local authority since 2017 in order to help inform forthcoming childcare allocation.
- Incidence of working families (that are eligible to take-up the 30 hours Childcare Offer) and average household incomes.
- Incidence of children and young people from low-income households.
- Incidence of children with Additional Learning Needs.
- Information on forthcoming housing.

The objective of the following analysis is to consider the extent to which childcare planners within Wrexham may need to continue to prioritise their abilities to help instigate or stimulate further childcare places within specific and targeted geographical localities. A variety of factors have been examined, such as migration trends, the number of children resident in Wrexham according to age group and the number of children with Additional Learning Needs.

The main findings from this section are summarised below:

Falling population trends:

- The ONS predicts that the number of children aged 0-4 group will gradually decrease by 496 across Wrexham from 7,624 to 7,128 between 2020-2026.
- Birth rates in Wrexham have fallen year on year from 2017-2020 by 274. In addition, the overall population for Wrexham is projected to decrease by 1,751 residents from 2018-2027. This suggests that the demand for childcare is likely to also decrease.
- There has also been an overall increase in the number of people who have emigrated from Wrexham both internally and internationally. The influx of people coming into Wrexham internationally is likely to be further decreased due to the impacts of Brexit and stricter laws around UK immigration. However, this might be mitigated by the fact Wrexham is a Town of Sanctuary meaning there is a network of organisations, community groups, faith groups, and individuals led by Trefnu Cymunedol Cymru/Together Creating Communities (TCC), who work to make the community welcoming and safe for immigrants, refugees, and asylum seekers.
- Looking at data across Wales and the United Kingdom, Wales recorded 4,201 fewer 0–4 year olds between 2019 and 2020, with a fall from 165,542 to 161,341. While nationwide, the same data for the United Kingdom shows a fall of 74,933 0–4 year olds between 2019 and 2020. This would then support evidence which suggests there will be a gradual decrease in demand for childcare places over the coming year.
- The expansion of the Flying Start Scheme and the Childcare Offer for students in Higher and Further Education may mitigate against this predicted decrease in demand as more parents will become eligible to take up funded childcare places for their children.

**Number of pupils with Additional Learning Needs:** Wrexham was found to have 3003 or 15.4% of pupils with some form of Additional Learning Needs, this was higher than in its neighbouring counties of Denbighshire, Flintshire, and Powys. The percentage of pupils with all types of Additional Learning Needs was higher in Wrexham than the National Average.

**Data from housing projections:** Despite population data suggesting a decrease in demand overall, housing projection data suggests that the demand for childcare is likely to increase in the following areas: Rhosddu, Acrefair/Cefn Mawr, Brymbo, Llay, and Ruabon.

### 3.1 Projected population for Wrexham County

As illustrated in Table A (Appendix 2), the overall population for Wrexham is projected to decrease across the local authority by 1,751 residents from 2018 to 2027.

### 3.2 Existing and forecast population of children and young people resident in Wrexham

#### Existing population

Table 2 – Total Population of Children Aged 0-4 in Wrexham (ONS 2022)

Community area	Age 0	Age 1	Age 2	Age 3	Age 4
Central	409	474	467	489	491
North	447	474	524	487	521
South	485	540	530	511	556
<b>Total</b>	<b>1,282</b>	<b>1,429</b>	<b>1,521</b>	<b>1,468</b>	<b>1,549</b>

- Above, Table 2 shows that 4-year-olds were the largest group within the 0–4-year age range in Wrexham at 1,549 children, followed by 1,521 2-year-olds and 1,468 3 year-olds
- This would suggest that, for children 4 and under, current demand for childcare in Wrexham is highest among 4 year-olds, followed by 2-year-olds and then 3-year-old children.
- The lowest approximate child residency across the local authority is in Central Wrexham with 2,330 children. This is closely followed by North Wrexham with 2,453.
- The data from Table B (Appendix 2) shows that South Wrexham has the largest number of children resident in the area with 2,662 children in total.
- However, there is great disparity at ward-based level between the number of children aged 0-4 across all community areas
- In North Wrexham, Gresford East & West has a population of only 10 children aged 3 years old and 66 children aged 0-4 in total. In contrast, Gwersyllt East & South has a population of 303 children aged 0-4.
- In Central Wrexham, Garden Village has a population of 63 children aged 0-4, while Borrass Park has only 10 children under 1 years old. Queensway has a population of 262 children aged 0-4.
- There is less of a disparity in South Wrexham on a ward-based level across all age groups, but Bronington and Ceiriog Valley have a population of only 9 and 11 children under the age of 1 respectively.

- This suggests that the demand for childcare places will vary ward by ward (see Table 2 for a full breakdown of population by ward for 0–4-year-olds).

### **Forecast population**

- As shown in Table C (Appendix 2), the most recent population data for children aged 0-4 years from the Office of National Statistics indicates that the predicted number of children in this age group will decrease across Wrexham from 2020-2026 by 496 from 7,624 to 7,128.
- The 12–18-year age group is projected to see the biggest increase in numbers between 2020 and 2026, whilst the greatest fall in numbers is expected to be seen in the 8-11 age group.
- Overall, the total number of children forecast to be resident in Wrexham is projected to decrease by 758 children between 2020 and 2026. This suggests that the demand for childcare will decrease by 2026.
- Wales recorded 4,201 fewer 0–4-year-olds between 2019 and 2020, from 165,542 to 161,341. Nationwide, the same data for the United Kingdom shows a fall of 74,933 0–4-year-olds between 2019 and 2020. This data would therefore suggest that the predicted rise in the number of 0–4-year-olds in Wrexham is atypical across Wales or in the rest of the United Kingdom.

### **3.3 Birth rates in Wrexham**

Table D (Appendix 2) presents the number of live births that were recorded in Wrexham between 2017 and 2020. The corresponding data shows that the rate of live births is falling in Wrexham and has slowly decreased consecutively between 2017 and 2020.

According to the Office for National Statistics, the number of births in the year to mid-2020 across the UK has fallen to its lowest level since 2003, suggesting that Wrexham is not alone in seeing a fall in its live birth rate. Reductions in fertility rates across the UK have been noted as a reason for this occurrence on a national level, while the Office for National Statistics also states that the reduction in the number of births cannot be attributed to COVID-19.

This is because all births recorded up to mid-2020 were from conceptions that occurred prior to the major onset of COVID-19 in March 2020. These figures could therefore suggest that the rate of live births will continue to fall in Wrexham in the short to medium term, which could further reduce the demand for childcare in the local authority, particularly as reductions in fertility rates have occurred across the UK in recent years.

### **3.4 Migration**

Table E (Appendix 2) indicates a fluctuating pattern in terms of international migration, as for instance the inflow rate increased from 538 to 624 between 2014 and 2016 before decreasing back to a similar level of 528 people in 2016-2017. This then gradually rose again to a high of 676 in 2018-2019 before decreasing to 552 in 2019-2020. Similarly outflow international migration has fluctuated overall in this period from 556 in 2013-2014 increasing to its highest of 742 in 2014-2015, before dropping below 2013-2014 level in 2015-2016. 2016-2017 again saw a rapid increase to 712 before gradually decreasing again to 433 in 2019-2020 over 4 years. Overall, there has been a net migration churn of 52 people from 2013-2020. However, in line with fluctuating inflow and outflow patterns this has

varied year-on-year, as 2014-2015 saw a net migration churn of -196, while 2015-2016 saw a net migration churn of 182.

For internal migration, the inflow level saw a decrease between 2013 and 2016 from 4,034 to 3,864. The figure then stayed around 4,100 from 2016 to 2019 before decreasing to 3,631 in 2019-2020. The outflow pattern for internal migration in Wrexham has risen gradually from 4,148 in 2013 to 4,312 in 2017, before falling again to 4,189 in 2017-2018. This figure then rose to 4,507 in 2018-2019 before sharply declining to 3,631 in 2019-2020. This has resulted in a negative net migration churn every year from 2013-2020. In total, there has been a net migration churn of -1,802 from 2013-2020. This perhaps goes some way to explaining falling population rates in Wrexham.

The effects of COVID-19 and Brexit may lead to a drop in the number of people coming to Wales and possibly lead to more people leaving rather than entering, resulting in a negative net-migration. The possible reasons for this are numerous. Firstly, the [Oxford Migration Observatory](#) contends that as the UK's new Points Based Immigration System places greater restrictions on the number of lower-skilled EU workers that are allowed to enter the UK, this will likely contribute to a drop in migration which could affect local authorities such as Wrexham.

Secondly, the Office for National Statistics notes that the rate of internal migration fell across the UK in the period to mid-2020, which represented a fall of 11.5% from 2019. The reason suggested for this was that the national lockdown introduced in March 2020 resulted in fewer people being able to move home, which may have partly contributed to the falls seen in both inflow and outflow migration levels in Wrexham in 2020. The full impact of both factors is still not fully known; however, both should be taken into consideration when estimating the number of childcare places needed in Wrexham. This mixed with existing migration data for Wrexham suggests there will be a decrease in demand for childcare places going forward, as there will be a decrease in population.

The net migration churn, referenced in both the International Migration and Internal Migration sections of 5, refers to the rate of inflows minus the number of outflows.

However, it is important to note that Wrexham is also a Town of Sanctuary, meaning there is a network of organisations, community groups, faith groups and individuals led by Trefnu Cymunedol Cymru/Together Creating Communities (TCC), who work to make the community places welcoming and safe. The TCC offers many activities such as training, skills and celebratory events, asylum and immigration reform and raising awareness. Most recently, Wrexham has actively taken part in the Afghan Relocations and Assistance Policy (ARAP), Syrian Vulnerable Persons Resettlement Scheme (SVPRS) and Ukraine schemes to support families to settle down and receive the accommodation, help, funding and even employability needed to live a safe life in Wrexham. Whilst data shows that internal migration is falling overall, this may have an impact on the population of Wrexham, and particularly vulnerable mothers and children who may be being supported in Wrexham.

### 3.5 Ethnicity in Wrexham

Table 3 – Number of pupils aged 5 or over by [local authority](#), region, and [ethnicity](#) for 2020/21  
(Source: Stats Wales 2021)

Note, Where N/A is stated, data was either unavailable or 0 was recorded for this category

Local authority	White British	Any other ethnic background	Unknown or not stated	All pupils
Wrexham	14,267	2,086	71	16,424

Ethnicity	Number of pupils aged 5 and above
White British	14,265
Traveller	20
Gypsy	N/A
Any other white background	1,240
White and Black Caribbean	20
White and Black African	80
White and Asian	70
Any other mixed background	255
Indian	50
Pakistani	20
Bangladeshi	40
Any other Asian background	35
Caribbean	N/A
African	15
Any other black background	30
Chinese or Chinese British	5
Any other ethnic background	175
Unknown or not stated	70

As illustrated by the above, Wrexham has a high proportion of pupils aged 5 and above identifying as white British at 87%. Comparatively, only 13% of pupils identify as being from a non-white British background. However, this is broadly in line with averages for Wales according to the 2011 national census. In areas where there is higher diversity, settings may need to accommodate more for children with EAL. The 2017 CSA noted the presence of a number of Portuguese childminders who were

providing high quality care to both Portuguese and English-speaking families. SASS data for this CSA shows that this provision has continued. Numerous providers also stated that Polish was used in their setting.

### 3.6 Average household income

Table 4 - Average gross household income by community area (source: [Office for National Statistics 2018](#))

Community Area	Average gross annual household income (£) by Community Area
Central	£42,967
North	£43,580
South	£42,829

Table 4 indicates that there are similar average gross annual household incomes across North, Central and South Wrexham, with a difference of £613 between North Wrexham the highest and Central Wrexham the lowest. This would suggest that there is little disparity in terms of the affordability of childcare across the borough. The data in the next two sections shows this not to be the case.

### 3.7 Employment

Table 5 - Incidence of children in Wrexham living in all out-of-work benefit claimant households in May 2017 (Source: [Department for Work and Pensions 2019](#))

Community Area	Age 0 – 4 years	Age 5 – 10 years	Age 11 – 15 years	Age 16 – 18 years	Age 0 – 15 years	Age 0 – 18 years
Central	640	600	395	50	1,625	1,785
North	455	495	330	190	1,295	1,455
South	535	520	380	195	1,415	1,605

The data displayed above (also see Table F (Appendix 2) for breakdown by ward) indicates that central Wrexham had the highest number of children living in all out-of-work benefit claimant households at 1,785 0–18-year-olds, with Queensway, Wynnstay (by far the two highest across Wrexham other than Plas Madoc and Coedpoeth) and Cartrefle in that area being the highest, whereas North Wrexham had the fewest, with places such as Marford & Hoseley and Rossett being as low as 10 and 35, respectively. Although these numbers are absolute rather than relative, they still serve as an indication of areas where there are a lot, or very few, children living in unemployed households.

This is perhaps partially explained by the fact that Queensway, Wynnstay, Plas Madoc and Coedpoeth have larger populations of children compared to some wards, as evidenced in table 2. However, this does not completely explain these statistics, as in Wynnstay 105 out of 167 children aged 0-4 live in out-of-work benefit claim households compared to only 10 out of 116 in Rossett. The effect this may have on childcare is that families in Wynnstay may want to access childcare but struggle more with affordability compared with families in Rossett. This might be mitigated in certain areas of Wynnstay through Flying Start provision, but this is only available for certain post-codes and for two-year-olds.

Other funded entitlements, such as the 30-hour Childcare Offer for 3-and-4-year-olds are only available for working parents. This may make it appear like there is less demand for childcare in places such as Queensway and Wynnstay compared to Rossett, when in fact it may be due to barriers in terms of affordability.

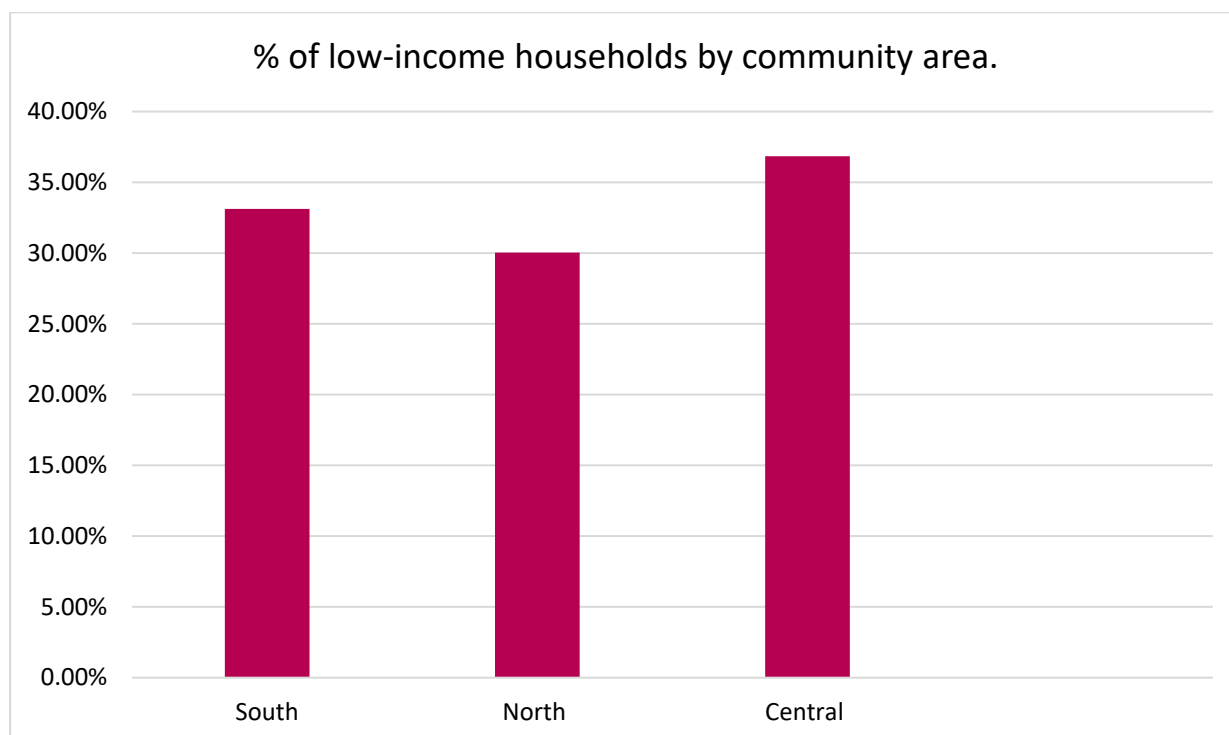
### **3.8 Index of low-income households**

As is shown in Table G (Appendix 2) , there is great disparity in terms of the incidence of children living in absolute-low-income families depending on ward. The ward in Wrexham with the highest percentage of children living in absolute-low-income households by far was Queensway in Central Wrexham with 23%. The next highest wards were Wynnstay also in Central Wrexham at 17%, Plas Madoc at 16% in South Wrexham and Coedpoeth at 15% in North Wrexham. By contrast, Marford & Hoseley in North Wrexham and Borrass Park and Garden Village in Central Wrexham had less than 1%, which represents a difference of 15% and 23% within a region. This is perhaps partially explained by the fact that Queensway has by far the largest population of children at 2,474, compared to Marford & Hoseley with 357, Borrass Park with 357 and Garden Village with 353. However, larger population numbers do not fully explain such levels of disparity.

Data from this table suggests there is considerable levels of economic disparity between wards, and that this will affect a higher proportion of families in some wards more than others in being able to access affordable childcare.



Chart 1 – percentage of low-income households by community area. (Source: [Department for Work and Pensions 2019](#))



% of low-income households by community area

Community areas	% of low-income households by community area
South	33.12%
North	30.03%
Central	36.84%

### 3.9 Lone parent households

Table 6 – Types of households and quantity in Wrexham (source: [Wrexham Stats Wales](#))

Household type	2022	2023	2024	2025	2026
1 person	23,377	23,841	24,268	24,674	25,034
2 person (no children)	241	239	241	243	247
2 person (1 adult, 1 child)	2,574	2,551	2,525	2,495	2,468
3 person (no children)	126	128	129	129	130
3 person (2 adults, 1 child)	22,181	22,356	22,527	22,715	22,898
3 person (1 adult, 2 children)	2,866	2,929	2,986	3,043	3,043

<b>4 person (no children)</b>	3,347	3,310	3,282	3,257	3,241
<b>4 person (2+ adults, 1+ children)</b>	4,324	4,036	4,043	4,049	4,054
<b>4 person (1 adult, 3 children)</b>	1,252	1,271	1,286	1,299	1,312
<b>5+ person (no children)</b>	949	935	926	918	913
<b>5+ person (2+ adults, 1+ children)</b>	5,279	5,257	5,237	5,215	5,189
<b>5+ person (1 adult, 4+ children)</b>	494	504	512	520	528
<b>All households</b>	66,718	67,357	67,962	68,558	69,113

As is shown above, the most common household type is a 1-person house followed by 3-person (2 adults, 1 child) households. In the past, this might have suggested demand for childcare would be less, as typically only one parent would work. However, [according to 2019 data from the ONS](#) 77.2% of women with dependent children in Wales were in work and 89.9% of men. This suggests that there will still be demand for childcare from 3-person (2 adults, 1 child) households.

### **3.10 Incidence of children with Additional Learning Needs**

The Wrexham 2020/21 school Census showed that there were [19,465](#) pupils attending schools in Wrexham, of which [704](#) pupils attending schools had a Statement of Special Educational Needs or Disabilities (SEND) and a total of 3003 pupils were recorded as having some of form of SEND – i.e. 3.6% for the former and 15.4% for the latter. This was higher than all three of its neighbouring local authorities and in line with the national average for stated pupils with SEND. The total percentage of pupils recorded as having SEND was higher than the national average:

- Neighbouring LA 1: Flintshire = 688 stated SEND pupils and 4065 total number of pupils with special needs.
- Neighbouring LA 2: Denbighshire = 452 stated SEND pupils and 3151 total number of pupils with special needs.
- Neighbouring LA 3: Powys = 423 stated, 3764 total SEND.
- National Average (statement of SEN) = 3.7% (Source: Gov.uk, 2020).
- National Average (total SEN) = 12.2% (Source: Gov.uk, 2020).

### 3.11 Welsh language data

Table 7 – Ability to speak Welsh, Wrexham population above the age of 3 ([Source: StatsWales](#))

All aged 3 or over	Yes, who can speak English	No, cannot speak Welsh	Percentage of people who say they can speak Welsh
136,000	36,100	100,000	26.5

26.5% of Wrexham residents identify as being able to speak fluent Welsh. This is slightly higher than the neighbouring county of Flintshire, in line with neighbouring county Powys and over 10% lower than that reported in Denbighshire.

This has increased since 2020, when 23.9% of residents stated they could speak Welsh in Wrexham and on the whole has been increasing since 2017, when 25.9% of the residents in Wrexham reported being able to speak Welsh, resulting in 0.6% more Welsh speaking residents since the last CSA in 2017. According to SASS data, 68.7% of providers said they had no members of staff who were fluent in Welsh, 18.4% said they had one fluent member of staff and 7.5% said two. Only 20 providers said that the Welsh Language Active Offer was currently provided. Lack of Welsh medium childcare was a trend also identified in the parent survey. The most common answer, with 22 responses, from parents/carers who wanted to access Welsh medium childcare but were not currently, was that there was a lack of available provision. This would suggest there is currently a gap in terms of the availability of Welsh medium childcare.

### 3.12 Forthcoming housing

Table 8a – Projected housing from Wrexham Local Development Plan

Settlement	Windfalls	Commitments (Sites with permission as of April 2021)	LDP Housing Allocations	Estimated total provision up to 2028	Estimated number of primary aged children
Acrefair/Cefn Mawr	109	264	51	424	119
Bangor	5	0	0	5	1
Bersham	1	0	0	1	0
Bettisfield	3	0	0	3	1
Bradley	7	0	0	7	2
Bronington	19	0	0	19	5
Broughton	25	0	137	162	45
Brymbo	81	87	240	408	114
Burton	8	0	0	8	2
Bwlchgywn	4	0	0	4	1

<b>Chirk</b>	20	0	180	200	56
<b>Coedpoeth</b>	29	0	0	29	8
<b>Cross Lanes</b>	6	0	0	6	2
<b>Dolywern/Llwynmawr</b>	4	0	0	4	1
<b>Froncysyllte</b>	1	0	0	1	0
<b>Garth</b>	3	0	0	3	1
<b>Glyn Ceiriog</b>	3	0	0	3	1
<b>Gresford/Marford</b>	23	11	0	34	10
<b>Gwersyllt</b>	106	53	96	255	71
<b>Gwynfryn</b>	6	0	0	6	2
<b>Hanmer</b>	7	0	0	7	2
<b>Holt</b>	18	24	35	77	22
<b>Horseman's Green</b>	1	0	0	1	0
<b>Llanarmon DC</b>	2	0	0	2	1
<b>Llay</b>	28	0	313	341	95
<b>Marchwiel</b>	6	0	0	6	2
<b>Minera</b>	3	0	0	3	1
<b>New Broughton</b>	1	0	0	1	0
<b>Overton</b>	17	0	40	57	16
<b>Penley</b>	18	0	15	33	9
<b>Pentre</b>	1	0	0	1	0
<b>Penycae</b>	16	0	0	16	4
<b>Pontfadog</b>	6	0	0	6	2
<b>Rhos/Johnstown</b>	69	42	0	111	31
<b>Rhosrobin</b>	0	0	0	79	22
<b>Rhostyllen</b>	19	223	0	242	68
<b>Rossett</b>	22	10	132	164	44
<b>Ruabon</b>	36	326	0	362	101

<b>Southsea</b>	1	0	0	1	0
<b>Sydallt</b>	1	0	0	1	0
<b>Tallarn Green</b>	4	0	0	4	1
<b>Tanyfron</b>	6	0	0	6	2
<b>WIE</b>	6	0	0	6	2
<b>Worthenbury</b>	7	0	0	7	2
<b>Wrexham All areas</b>	367	0	1,920	2,287	640
<b>Wrexham (Acton)</b>	0	36	0	36	10
<b>Wrexham (Caia Park)</b>	0	30	0	30	8
<b>Wrexham (Offa)</b>	0	19	0	19	5
<b>Wrexham (Rhosddu)</b>	0	562	0	562	157
<b>Total</b>	<b>1,125</b>	<b>1,687</b>	<b>3,238</b>	<b>6050</b>	<b>1,694</b>

The table above is based on approved housing developments from Wrexham Council and indicates the number of new dwellings set to be constructed and eventually occupied in Wrexham, with a total of 6,050 new dwellings expected to be constructed in Wrexham up to 2028. The wards or areas with the highest number of expected total dwellings to be built are in Rhosddu, Acrefair/Cefn Mawr, Brymbo, Llay and Ruabon.

We have predicted the number of primary aged children (aged 4-11) likely to be living in these dwellings. The number of pupils associated with new housing developments are taken from a formula which has been used by local authorities across England and Wales for many years. Each house is taken to have 0.28 of primary age pupils. The formula is total housing developments x 0.28 = number of school places. From this, we can predict that there will be an additional 1,694 primary aged children across all areas with new housing developments. The Town of Wrexham is predicted to have an additional 640 primary aged children by 2028, with 157 of these in the Rhosddu suburb. Acrefair/Cefn Mawr is predicted to have an additional 119 primary aged children, Brymbo 114, Ruabon 101, and Llay 95. This may increase demand for out of school care and holiday care in these areas, in contrast to population data which implies that demand for childcare will decrease across Wrexham overall.

Additional early years education and childcare places will be required due to the housing growth identified above. The below projections are based on a formula of 0.6 children aged 3-4 years per 100 dwellings, and 0.3 children aged 0-3 years per 100 dwellings, due to a lower parental demand for childcare for children aged 0-3 years.

Table 8b – Projections for number of children requiring childcare in each area

<b>Settlement</b>	<b>Estimated number of 0-2 year olds</b>	<b>Estimated number of 3-4 year olds</b>
-------------------	--	--

<b>Acrefair/Cefn Mawr</b>	127	254
<b>Bangor</b>	2	3
<b>Bersham</b>	0	1
<b>Bettisfield</b>	1	2
<b>Bradley</b>	2	4
<b>Bronington</b>	6	11
<b>Broughton</b>	49	97
<b>Brymbo</b>	122	245
<b>Burton</b>	2	5
<b>Bwlchgywn</b>	1	2
<b>Chirk</b>	60	120
<b>Coedpoeth</b>	9	17
<b>Cross Lanes</b>	2	4
<b>Dolywern/Llwynmawr</b>	1	2
<b>Froncysyllte</b>	0	1
<b>Garth</b>	1	2
<b>Glyn Ceiriog</b>	1	2
<b>Gresford/Marford</b>	10	20
<b>Gwersyllt</b>	77	153
<b>Gwynfryn</b>	2	4
<b>Hanmer</b>	2	4
<b>Holt</b>	23	46
<b>Horseman's Green</b>	0	1
<b>Llanarmon DC</b>	1	1
<b>Llay</b>	102	205
<b>Marchwiel</b>	2	4
<b>Minera</b>	1	2
<b>New Broughton</b>	0	1
<b>Overton</b>	17	34
<b>Penley</b>	10	20
<b>Pentre</b>	0	1
<b>Penycae</b>	5	10
<b>Pontfadog</b>	2	4
<b>Rhos/Johnstown</b>	33	67
<b>Rhosrobin</b>	24	47
<b>Rhostyllen</b>	73	145

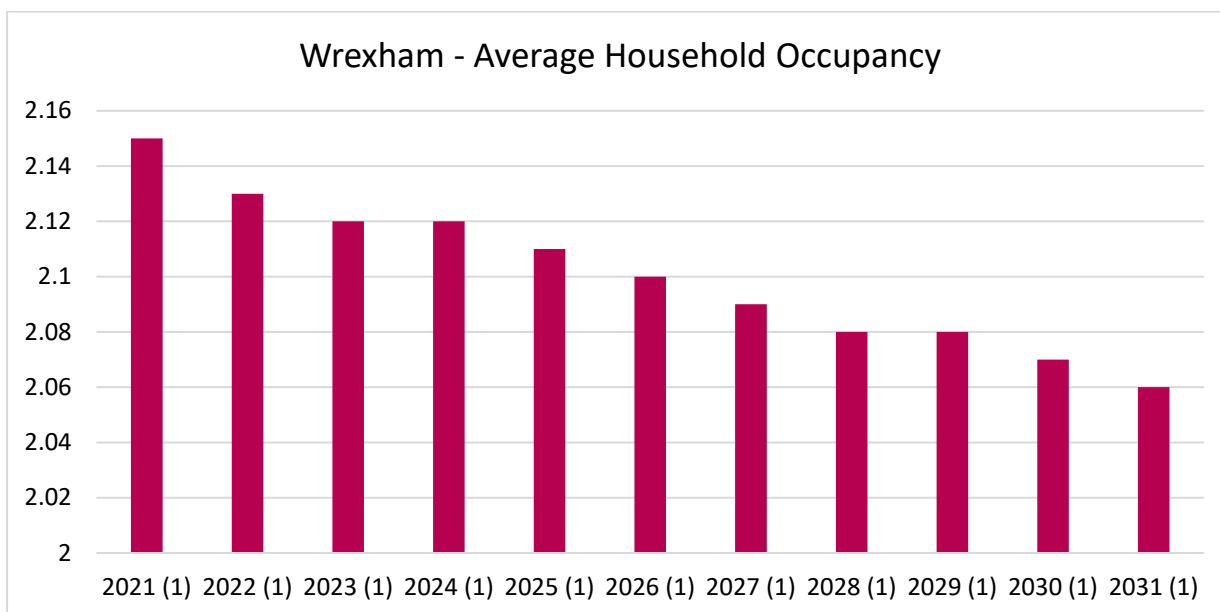
<b>Rossett</b>	49	98
<b>Ruabon</b>	109	217
<b>Southsea</b>	0	1
<b>Sydallt</b>	0	1
<b>Tallarn Green</b>	1	2
<b>Tanyfron</b>	2	4
<b>WIE</b>	2	4
<b>Worthenbury</b>	2	4
<b>Wrexham All areas</b>	<b>686</b>	<b>1372</b>
<b>Wrexham (Acton)</b>	<b>11</b>	<b>22</b>
<b>Wrexham (Caia Park)</b>	<b>9</b>	<b>18</b>
<b>Wrexham (Offa)</b>	<b>6</b>	<b>11</b>
<b>Wrexham (Rhosddu)</b>	<b>169</b>	<b>337</b>
<b>Total</b>	<b>1815</b>	<b>3630</b>

From this, we can predict that there will be an additional 1,815 children aged 0-2, and 3,630 children aged 3-4 across all areas with new housing developments. The Town of Wrexham is predicted to have an additional 686 children aged 0-2 by 2028 and 1,372 children aged 3-4. Acrefair/Cefn Mawr, Brymbo, Ruabon and Llay may see the highest increase in demand for childcare due to new housing.

### **Household Composition**

The chart below demonstrates the average estimated household occupancy within Wrexham for the next 10-year period.

Chart 2 – Average household occupancy within Wrexham from 2021 – 2031.



Average household occupancy within Wrexham from 2021 – 2031

2021 (1)	2022 (1)	2023 (1)	2024 (1)	2025 (1)	2026 (1)	2027 (1)	2028 (1)	2029 (1)	2030 (1)	2031 (1)
2.15	2.13	2.12	2.12	2.11	2.10	2.09	2.08	2.08	2.07	2.06

To further breakdown the graph above, Table 15 demonstrates the projected number of families with children within Wrexham County Borough for 2021 and the next 5-year period.

Table 9 – Number of households by type and year ([Welsh Government](#))

Households by type and year	2021	2022	2023	2024	2025	2026
<b>All households</b>						
<b>Wrexham Total</b>	<b>66,063</b>	<b>66,718</b>	<b>67,357</b>	<b>67,962</b>	<b>68,558</b>	<b>69,113</b>
<b>1 person</b>	22,910	23,377	23,841	24,268	24,674	25,034
<b>5+ person (no children)</b>	244	241	239	241	243	247
<b>5+ person (2+ adults, 1+ children)</b>	2593	2574	2551	2525	2495	2468
<b>2 person (no children)</b>	21,988	22,181	22,356	22,527	22,715	22,898
<b>3 person (no children)</b>	3385	3347	3310	3282	3257	3241
<b>3 person (2 adults, 1 children)</b>	4030	4032	4036	4043	4049	4054
<b>4 person (no children)</b>	969	949	935	926	918	913
<b>4 person (2+ adults, 1+ children)</b>	5301	5279	5257	5237	5215	5189
<b>4 person (1 adult, 3 children)</b>	483	494	504	512	520	528



The table indicates that there is an estimated household growth of 4.6% within the next 5-year period. To further break this down it can be seen that there is an estimated increase in the number of households occupied by 1 adult and 3 children by 9.3%, there is also an estimated increase of 0.6% in households occupied by 2 adults and 1 child. However, the data also demonstrates that there is an estimated increase of 9.3% in 1 person households, and 4.1% increase in 2 person households (no children).

### **3.13 The Childcare Sufficiency Assessment and Local Wellbeing Needs Assessment**

The [Wrexham Wellbeing Assessment](#) has been completed for 2022. The 7 identified wellbeing goals are:

#### **Prosperous**

An innovative, productive and low carbon society which recognises the limits of the global environment and therefore uses resources efficiently and proportionately (including acting on climate change); and which develops a skilled and well-educated population in an economy which generates wealth and provides employment opportunities, allowing people to take advantage of the wealth generated through securing decent work.

#### **Resilient**

A nation which maintains and enhances a biodiverse natural environment with healthy functioning ecosystems that support social, economic and ecological resilience and the capacity to adapt to change (for example climate change).

#### **Healthier**

A society in which people's physical and mental well-being is maximised and in which choices and behaviours that benefit future health are understood.

#### **More Equal**

A society that enables people to fulfil their potential no matter what their background or circumstances (including their socio-economic background and circumstances).

#### **Globally responsible**

A nation which, when doing anything to improve the economic, social, environmental and cultural wellbeing of Wales, takes account of whether doing such a thing may make a positive contribution to global well-being.

## **Vibrant Culture and Thriving Welsh Language**

A society that promotes and protects culture, heritage and the Welsh language, and which encourages people to participate in the arts, and sports and recreation. Cohesive Communities Attractive, viable, safe and well-connected communities.

The CSA links into the Future Generations 7 Well-being Goals by ensuring that Wrexham has sufficient quality, sustainable and inclusive childcare provisions to meet the needs of working parents and carers.

The wellbeing assessment shows that one of the key determinants of health and wellbeing is ensuring that every child has the best start in life. This covers factors such as inequalities in childhood health, inequalities in development outcomes in early years, child poverty, fundamental movement skills, Adverse Childhood Experiences.

Direct findings from the wellbeing assessment likely to impact or support the findings of this childcare sufficiency assessment include:

- An ageing population will disrupt how health and social care, employment and education, and pensions operate, and these systems will need to adapt if they are to function in the long term. Future challenges need to be tackled with the needs of all generations in mind or risk disadvantaging one at the expense of another and/or falling short of achieving ambitions. A 'care-led recovery' puts childcare and the care needs of older people on an equal footing with 'green jobs' in benefitting health, the environment and the economy.
- There should be a focus on preventing Adverse Childhood Experiences (and Adverse Community Environments), we must also provide support to those who have already been impacted by Adverse Childhood Experiences. Part of this could be helping to develop children's resilience. Some of the factors that help children's resilience are having trusted adult relationships, supportive friends, and being engaged in community activities, such as sport. Without this resilience, the cycle of Adverse Childhood Experience, trauma, and adversity is more likely to continue in future generations.
- The Covid-19 pandemic has highlighted entrenched labour market inequalities, particularly for young people, whose earnings were only just beginning to recover from the effects of the 2008 recession on wages and job progression. In addition, women, disabled people, and ethnic minorities were also more likely to be working in low-paid, precarious work in the sectors that were shutdown (retail, hospitality, accommodation etc.), and were therefore the ones who lost jobs, working hours and earnings at disproportionate rates during the first lockdown.
- Wrexham County Borough will experience the biggest decrease across Wales in the number of children and young people (0-15 years old) – down 8.6%. This is likely to mean a decrease in the amount of childcare required, in line with the projections in Section 3.

A thriving childcare sector leads to employment opportunities both within the sector and within other sectors and works towards supporting economical resilience within Wrexham County Borough. Work conducted within childcare helps to support children on their journey to a healthy lifestyle and enables children to fulfil their potential regardless of their background or circumstances. Childcare is often at

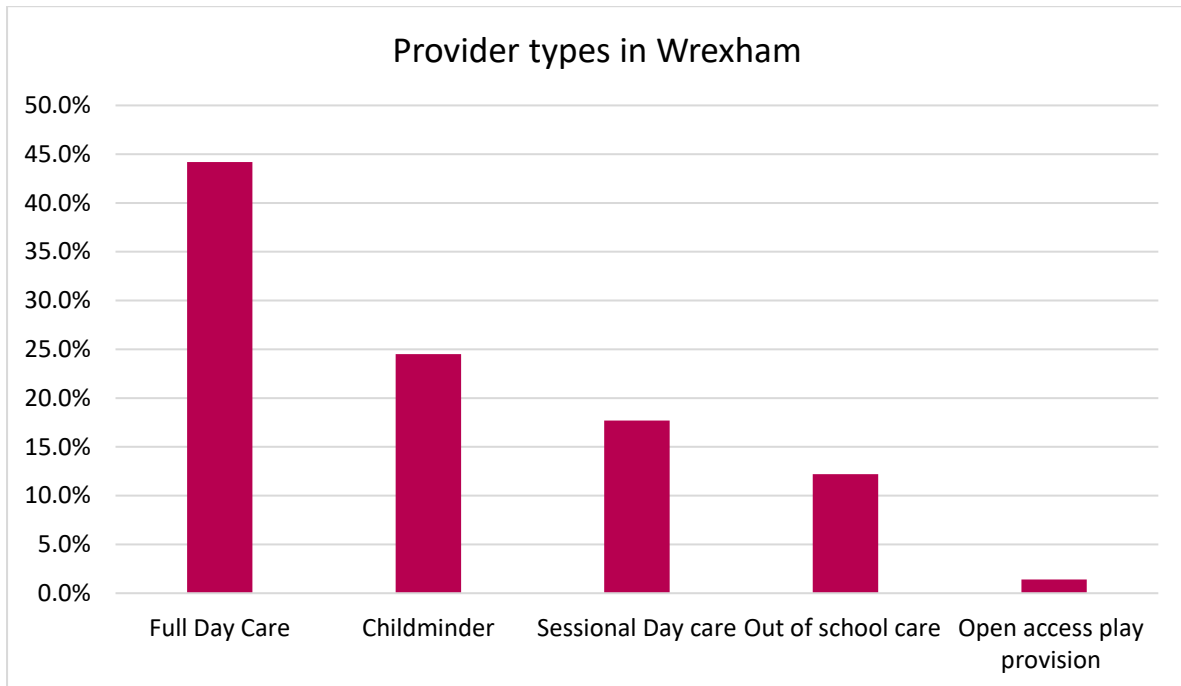
the centre of the local community and is the first step to integrating children into their local community. The promotion of the Welsh language is integral within childcare provision, Wrexham County Borough has numerous Welsh language childcare provisions, however it is important that the Council continue to review and expand the availability of Welsh-medium provisions based on the evidence provided from the CSA.

#### 4. Overview of Current Childcare Provision and Outcomes of Provider and Childminder Surveys

This section has been informed by Wrexham County Borough Council childcare providers' contribution to the summer 2021 Self-Assessment Statement of Service report/data gathering exercise.

A total of 144 childcare providers completed the Self-Assessment Statement of Service, including 109 children's day care providers and 35 childminders. An additional 3 providers did not complete the Self-Assessment Statement of Service but have had the relevant data collected with support from the WCBC Childcare Team. This included 2 day care providers and 1 childminder. The breakdown of provider types in Wrexham is as follows:

Chart 3 – Types of childcare providers in Wrexham



Provider type in Wrexham

Providers type in Wrexham	%
Full Day Care	44.2%
Childminder	24.5%
Sessional Day care	17.7%
Out of school care	12.2%
Open access play provision	1.4%

##### 4.1 Number of childcare providers and type of service

Currently operating in Wrexham there are the following registered childcare providers:

- Full Day Care: 65.

- Childminder: 36.
- Out of school care: 18.
- Sessional Day Care: 26.
- Open Access Play Provision: 2.
- Crèche: 0.
- Nannies: 0.

The geographical breakdown of childcare provider types by ward, as well as number of places available, can be found in Tables 16, 17, 18, 19 and 20.

Altogether, these 147 providers are registered to care for 4,647 children.

Table 10 - Number of children on childcare providers' books, as of summer term 2021, aligned to age group

	<b>0-1 years</b>	<b>1-2 years</b>	<b>2-3 years</b>	<b>3-4 years</b>	<b>4-5 years</b>	<b>5-7 years</b>	<b>8-11 years</b>	<b>12-14 years</b>
<b>No. of children currently using childcare</b>	98	423	907	1185	888	1178	1260	22

The total number of children on providers books, as of summer 2021, was 5,961. This figure is higher than the number of children providers are registered to care for due to some children being registered at more than one setting e.g., for sessional day care or varying days. It should be noted that the figures above do not include the number of children from 17 settings, who did not complete the SASS.

Table L (Appendix 2) shows the number of children aged 0-4 accessing childcare, by ward.

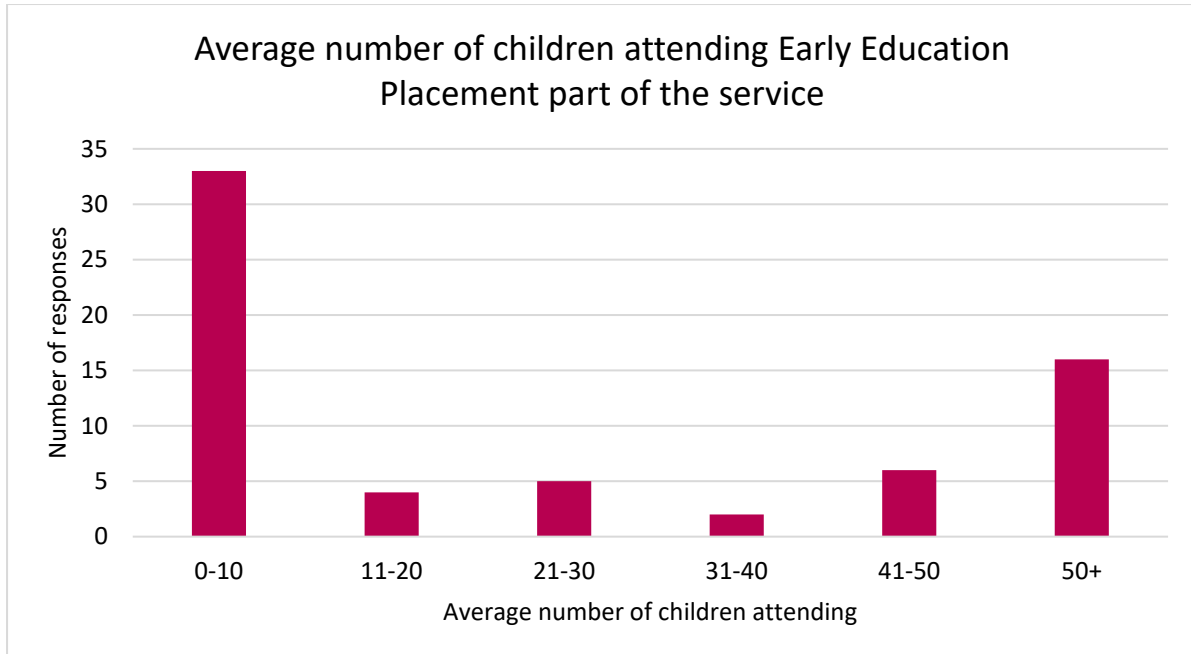
The number of children accessing places on a full-time, part-time, and ad-hoc basis, as of summer term 2021, aligned to ward can be seen in Table M (Appendix 2). Children accessing places on an ad-hoc basis are those that have childcare requirements that vary weekly or even daily. Children accessing childcare on a part-time basis require the same hours on the same days each week, but they do not require childcare every weekday.

Across all wards, the majority of children accessing childcare places were doing so on a part-time basis. A significant number of children were also accessing ad hoc childcare, indicating a potential trend in parents' working patterns.

#### 4.2 Number of childcare providers offering Early Education Placements

46.3% of day care providers currently deliver Early Education Placements at their setting. The average number of children attending this part of the service, per week, is shown in the chart below.

Chart 4 – The average number of children attending Early Education Placements per week.



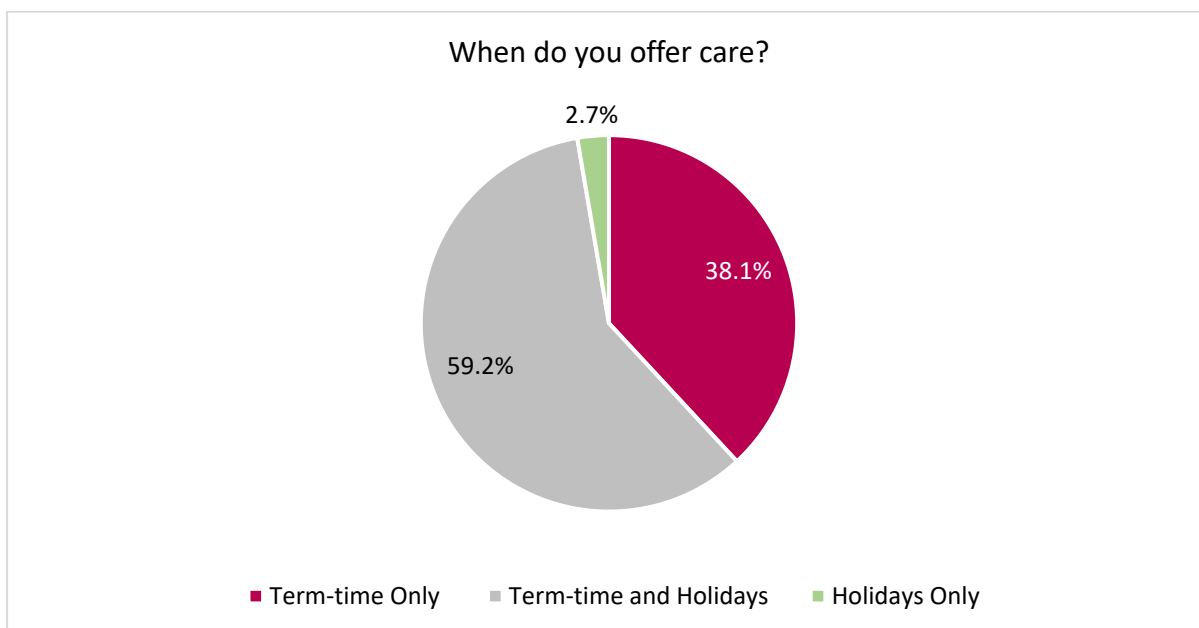
Average number of children attending Early Education Placement part of the service

Average number of children attending Early Education Placement part of the service	Numbers of responses
0-10	33
11-20	4
21-30	5
31-40	2
41-50	6
50+	16

As shown, 0 to 10 children attending was the most common response, with 33 out of 66, or 50% of providers responding this.

#### 4.3 Periods that provision typically operates

Most childcare providers in Wrexham operate both term-time and during school holidays, as shown below:



When do you offer care?

Term-time Only care	Term-time and Holidays care	Holidays Only care
38.1%	59.2%	2.7%

#### 4.4 Occupancy and incidence of waiting lists

Respondents were asked whether they currently had a waiting list. The table below shows the wards in which providers answered yes, as well as the number of children waiting for childcare places, as of summer 2021.

Table 11 – Number of children on waiting list for childcare for different parts of the service, by ward

##### Central community area

Electoral Ward	Full Day Care	Half Day Care AM	Half Day Care PM	Mornings	Afternoons	Before School	After School
Grosvenor	0	10	65	4	0	0	0
Stansty	0	0	0	0	0	4	7
<b>Central Total</b>	<b>0</b>	<b>10</b>	<b>65</b>	<b>4</b>	<b>0</b>	<b>4</b>	<b>7</b>

##### South community area

Electoral Ward	Full Day Care	Half Day Care AM	Half Day Care PM	Mornings	Afternoons	Before School	After School
Chirk North	0	0	0	10	0	0	0
Chirk South	2	0	0	0	2	0	0

Esclusham	3	0	0	8	0	0	0
Johnstown	1	1	1	0	0	0	0
Marchwiell	0	0	0	0	0	0	3
Pant	0	0	0	4	0	0	0
Penycae & Ruabon South	0	0	0	0	0	0	2
Ruabon	10	2	2	0	0	2	8
South Total	16	3	3	22	2	2	13

#### North community area

Electoral Ward	Full Day Care	Half Day Care AM	Half Day Care PM	Mornings	Afternoons	Before School	After School
Brymbo	0	5	5	0	0	0	5
Coedpoeth	2	0	0	0	0	0	0
Gresford East & West	10	0	0	0	0	0	0
Gwersyllt East & South	0	0	0	0	2	0	0
Gwersyllt West	6	0	0	0	0	0	0
Marford & Hoseley	6	0	0	0	0	0	0
New Broughton	3	0	0	0	0	0	0
North Total	27	5	5	0	2	0	5

#### Total Central, South and North community areas

Electoral Ward	Full Day Care	Half Day Care AM	Half Day Care PM	Mornings	Afternoons	Before School	After School
Total	43	18	73	26	4	6	25

According to data collected from the SASS, there are currently 195 children on a waiting list for the above types of childcare across Wrexham. The majority of these are waiting for half day care (PM) or a full day care place. It should be noted that not all providers, for example some childminders, operate a waiting list system and therefore data may not be fully representative.

The ward with the highest and most significant number of children on a waiting list for half day care (PM) is Grosvenor (65).



The wards with the highest number of children on a waiting list for full day care are:

1. Ruabon (10).
2. Gresford East & West (10).
3. Gwersyllt West (6).
4. Marford & Hoseley (6).

There are also currently 4 children on the waiting list for a term-time Early Education Placement, 2 in Plas Madoc and 2 in Chirk South, both located in South Wrexham. There is 1 child on a waiting list for Cylch Meithrin half day care (AM) in Gwersyllt East & South (North Wrexham).

Possible explanations for these waiting lists may be that a child is too young to currently take a place at a setting and also that parents might not yet have returned to work. It also does not necessarily suggest an insufficient supply of childcare places, as a child may be attending an alternative setting while they are waiting for a space.

#### 4.5 Occupancy and incidence of vacancies

Table 12 - Number of childcare vacancies for different parts of the service, by ward

##### Central community area

Electoral Ward	Full Day Care	Half Day Care AM	Half Day Care PM	Mornings	Afternoons	Before School	After School
Acton	0	0	0	0	0	0	23
Borras Park	10	0	0	0	0	10	51
Brynyffynnon	72	57	65	0	0	5	5
Erddig	4	0	0	0	0	0	0
Garden Village	0	0	0	0	29	28	30
Grosvenor	121	81	86	0	0	8	8
Hermitage	5	5	6	0	0	9	4
Maesydre	2	0	0	0	0	0	8
Offa	0	0	0	0	0	25	40
Queensway	15	12	12	0	3	0	4
Rhosnesni	1	0	0	0	0	7	20
Stansty	0	0	0	12	0	0	0
Central Total	<b>230</b>	<b>155</b>	<b>169</b>	<b>12</b>	<b>32</b>	<b>92</b>	<b>193</b>

### South community area

Electoral Ward	Full Day Care	Half Day Care AM	Half Day Care PM	Mornings	Afternoons	Before School	After School
Bronington	4	5	12	5	8	17	24
Cefn	0	0	0	3	0	0	5
Chirk North	0	0	0	0	0	0	6
Chirk South	0	0	0	0	0	7	5
Esclusham	0	0	0	0	0	0	17
Holt	110	50	50	0	0	51	50
Johnstown	0	0	0	0	0	0	7
Llangollen Rural	1	1	1	0	0	0	0
Marchwiel	2	0	2	0	1	2	2
Overton	38	38	35	0	0	79	145
Penycae	0	0	0	2	12	3	0
Plas Madoc	0	0	0	6	0	0	0
Ponciau	2	0	0	0	7	17	11
Ruabon	0	0	1	0	9	2	0
South Total	<b>157</b>	<b>94</b>	<b>109</b>	<b>2</b>	<b>37</b>	<b>178</b>	<b>277</b>

### North community area

Electoral Ward	Full Day Care	Half Day Care AM	Half Day Care PM	Mornings	Afternoons	Before School	After School
Brymbo	10	0	0	0	0	15	0
Bryn Cefn	0	0	0	0	4	0	83
Coedpoeth	1	2	0	0	0	0	0
Gresford East & West	0	0	0	0	0	20	30
Gwersyllt East & South	0	0	0	0	0	20	20
Gwersyllt West	53	5	6	0	0	2	2
Llay	6	2	6	0	0	0	5
Marford & Hoseley	0	0	0	0	0	42	15

<b>Minera</b>	0	0	10	0	0	0	10
<b>New Broughton</b>	26	22	21	0	0	0	0
<b>Rossett</b>	35	30	30	0	0	0	10
North Total	<b>131</b>	<b>61</b>	<b>73</b>	<b>16</b>	<b>4</b>	<b>99</b>	<b>175</b>

#### Total Central, South and North community areas

<b>Electoral Ward</b>	<b>Full Day Care</b>	<b>Half Day Care AM</b>	<b>Half Day Care PM</b>	<b>Mornings</b>	<b>Afternoons</b>	<b>Before School</b>	<b>After School</b>
Total	<b>518</b>	<b>310</b>	<b>351</b>	<b>30</b>	<b>73</b>	<b>369</b>	<b>645</b>

There are currently 2,296 childcare vacancies across Wrexham, with the majority of these vacancies for after school provision and full day care provision respectively.

The wards with the highest number of vacancies for after school provision are:

1. Grosvenor (121).
2. Holt (110).
3. Brynyffynnon (72).

The wards with the highest number of vacancies for full day care are:

1. Overton (145).
2. Bryn Cefn (83).
3. Borrass Park (51).
4. Holt (50).

There are currently 330 unfilled Early Education Placement spaces, in the following wards:

Central:

- Acton (18).
- Brynyffynnon (5).
- Grosvenor (38).
- Hermitage (5).
- Queensway (12).
- Rhosnesni (2).
- Stansty (2).

North:

- Brymbo (5).
- Bryn Cefn (4).
- Coedpoeth (1).

- Gresford East & West (8).
- Gwersyllt East & South (16).
- Llay (8).
- Marford and Hoseley (26).
- New Broughton (4).
- Rossett (20).

South:

- Bronington (29).
- Cefn (22).
- Chirk North (5).
- Chirk South (5).
- Esclusham (9)
- Holt. (14).
- Llangollen Rural (11)
- Marchwiel (2)
- Overton (32)
- Ponciau (8)
- Ruabon (9)

146 or 44% of these Early Education vacancies are in South Wrexham. This suggests that there are more than enough Early Education places across Wrexham and in particular South Wrexham. This implies that lack of availability of places is not the reason why there are 4 children in South Wrexham currently waiting for a term-time Early Education Placement. It instead could be because they are waiting for provision at a particular setting.

There are currently 11 vacancies for childcare at weekends across 2 providers located in Johnstown and Rhosnesni. There is also 1 vacancy for overnight care in Rhosnesni and 8 vacancies for evening care (past 6pm) in Grosvenor.

One full day care provider has 8 unfilled spaces for evening care for both term time and holidays in the Grosvenor ward, Central Wrexham.

#### **4.6 Incidence of support for children with Additional Learning Needs and/or complex medical needs**

As of summer-term, 2021, there were 329 children formally identified as having Additional Learning Needs or disabilities in a registered childcare place in Wrexham.

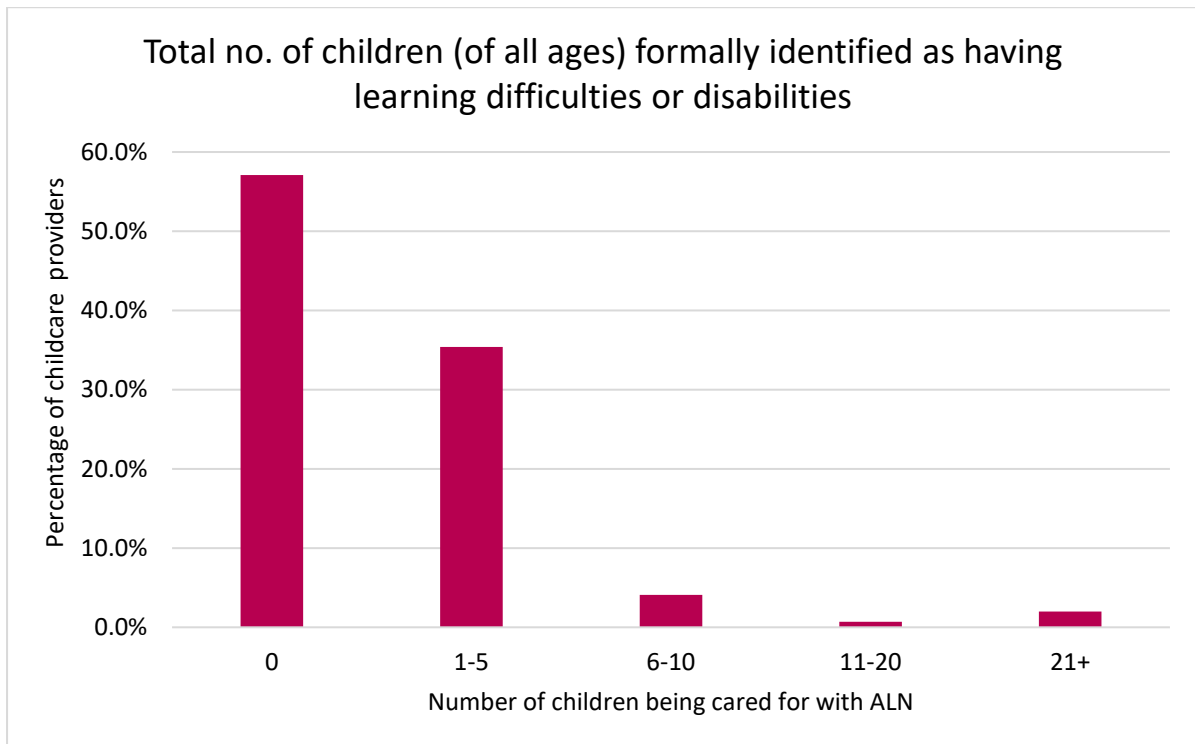
As can be seen from Chart 4, the majority of providers are not currently caring for any children with Additional Learning Needs. Over two fifths of providers, however, have at least one child registered at their provision who has Additional Learning Needs or disabilities. These providers are mostly full day care providers (36) or sessional day care providers (37).

WCBC have supported successful placements for Wrexham children with disabilities and additional needs in 65 settings during the past 2 years.

This comprises:

- 7 childminders
- 34 full day care settings
- 24 sessional day care settings

Chart 4 – The number of children of all ages cared for by childcare providers formally identified as having learning difficulties or disabilities



Total number of children (of all ages) formally identified as having learning difficulties or disabilities

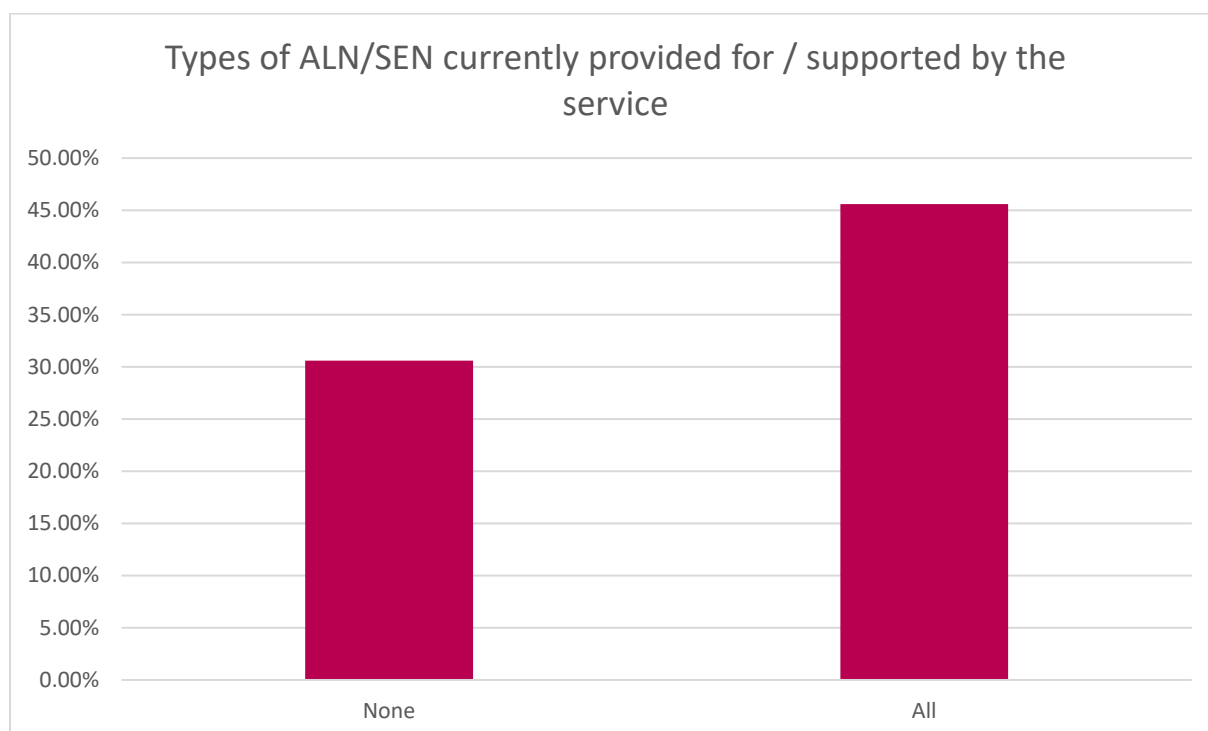
Age	%
0	57.1%
1-5	35.4%
6-10	4.1%
11-20	0.7%
21+	2.0%

Table 13 - Total numbers of children with Additional Learning Needs currently using registered childcare, aligned to community area and childcare type

Community Area	Full Day Care	Childminder	Sessional Day Care	Out of school care	Open access play provision	Total per community area
Central	40	2	20	5	78	145
North	35	0	1	93	0	129
South	28	5	16	6	0	55
<b>Total per provider type</b>	103	7	37	104	78	329

Chart 5 shows the percentage of childcare providers currently providing or able to provide support to children with different types of Additional Learning Needs, including cognition and learning, behaviour, emotional and social development, communication, and interaction and sensory and/or physical needs.

Chart 5 – The percentages of childcare providers that current provide or are able to provide support to children with different types of ALN

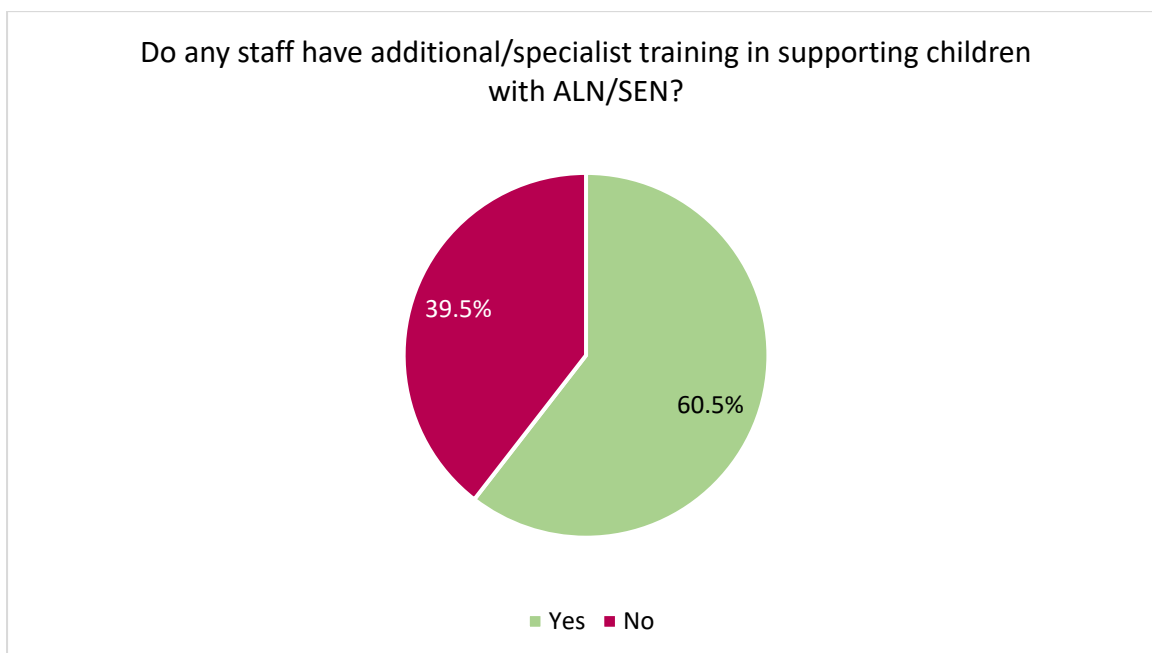


Type of ALN /SLN currently provided for/supported by the service

Type of ALN /SLN currently provided for/supported by the service	%
None	30.60%
All	45.60%

There are 30.6% of providers who stated that they are not currently providing or are not able to provide any support for children with Additional Learning Needs and disabilities across Wrexham, whilst 45.6% of settings who responded said they support all types of Additional Learning Needs. The majority of respondents who said they are not currently providing or are not able to provide any support for children with Additional Learning Needs and disabilities were childminders, with 22 respondents providing this answer. Only 10 full day care settings said they were currently not or not able to provide any support for children with Additional Learning Needs and disabilities.

Data from the Self-Assessment Statement of Service showed that 87.7% of full day care providers, 72.2% out of school care providers and 88.5% of sessional day care providers had self-reported that they have a designated member of staff responsible for making arrangements for children with Additional Learning Needs/complex medical needs. Only 16.7% of childminders responded that they have responsibility for this, however a greater number of childminders currently care for children with Additional Learning Needs. This therefore suggests that there is some confusion as to the meaning of this question.. As can be seen below, 60.5% of the childcare workforce in Wrexham have undertaken additional training to support children with Additional Learning Needs.



Do any staff have additional/specialist training in supporting children with ALN/SEN?

Yes/No	%
Yes	60.5%
No	39.5%

This included 19.4% of childminders who recorded that they have undertaken additional specialist training to support children with Additional Learning Needs and disabilities, compared to 75.4% of full day care providers, 69.2% of sessional day care providers and 61.1% of out of school care providers.

For settings that reported having at least 1 child with Additional Learning Needs, 82.5% of staff has undertaken additional or specialist training in supporting children with Additional Learning Needs and disabilities.

Support for parents with a child with ALN and settings is available from the Wrexham Family Information Service, through the Disability Respite and Childcare Panel. This panel works to place and fund children with ALN in suitable settings. Data from WFIS has shown the service has coped well with supporting the high number of children with ALN in Wrexham to find suitable childcare settings. This suggests despite there being a high number of childminders indicating that they are unable to support a child with ALN, there are enough places across full day care settings to meet demand. These places comprise of 7 childminders, 34 full-day care settings and 24 sessional day care settings.

#### 4.7 Cost of childcare

Table 14 - Average cost per day

Childcare provider type	0-1 years	1-2 years	2-3 years	3-4 years	4-5 years	5-7 years	8-11 years	11+ years
<b>Full Day Care</b>	£44.43	£44.42	£37.82	£34.10	£33.35	£29.58	£23.17	£23.50
<b>Sessional Day Care</b>	N/A	N/A	N/A	£12.00	£12.00	N/A	N/A	N/A
<b>Childminder</b>	£37.13	£37.18	£37.07	£37.67	£37.55	£34.13	£33.00	N/A
<b>Out of School Care</b> <i>These figures include before school clubs, after school clubs and holiday clubs</i>	N/A	N/A	N/A	£21.75	£21.75	£21.90	£21.90	£22.50

This was based on answers provided by settings and so the length of a standard day was open to interpretation.

Table 15 – Average childcare cost per session

Childcare provider type	0-1 years	1-2 years	2-3 years	3-4 years	4-5 years	5-7 years	8-11 years	11+ years
<b>Full Day Care</b>	£33.01	£32.84	£20.37	£17.64	£16.71	£13.42	£10.82	£15.00
<b>Sessional Day Care</b>	N/A	N/A	£9.50	£10.57	£12.00	N/A	N/A	N/A



<b>Childminder</b>	£34.00	£37.50	N/A	£40.50	£34.83	£23.60	£13.50	N/A
<b>Out of School Care</b>	N/A	N/A	N/A	£8.70	£8.00	£8.00	£8.00	£12.50

This was based on answers provided by settings and so the length of a standard session was open to interpretation.

Table 16 - Average childcare cost per hour

Childcare provider type	0-1 years	1-2 years	2-3 years	3-4 years	4-5 years	5-7 years	8-11 years	11+ years
Full Day Care	£5.58	£5.58	£4.72	£4.63	£4.72	£4.60	£4.45	£5.00
Sessional Day Care	N/A	N/A	N/A	£3.76	£3.56	£3.00	£3.00	N/A
Childminder	£5.00	£4.81	£4.55	£4.64	£4.72	£5.01	£5.10	N/A
Out of School Care	N/A	N/A	N/A	£3.76	£3.56	£3.65	£3.65	£4.50

The most expensive childcare costs across all provider types were being charged for under two's. The average price of 50 hours of care a week for a child aged under two in nursery is £269.86 across Great Britain, or £14,030 a year. With a childminder for a child aged under two it is £237.28 per week across Great Britain, or £12,340 a year. In Wales, [the average price of 50 hours of care a week for a child aged under two](#) in nursery is £246.79. With a childminder for a child aged under two it is £230.69 per week. Considering the data above, costs for childcare within Wrexham are generally lower than for Wales and Great Britain as a whole.

65.3% of providers noted that parents currently using their services were receiving Tax Free Childcare or Childcare Vouchers to support the cost of childcare.

43.5% of responding childcare providers are currently offering some form of sibling discount.

#### 4.8 Opening hours

Table 17 - Most frequent starting and finishing times for each provider type

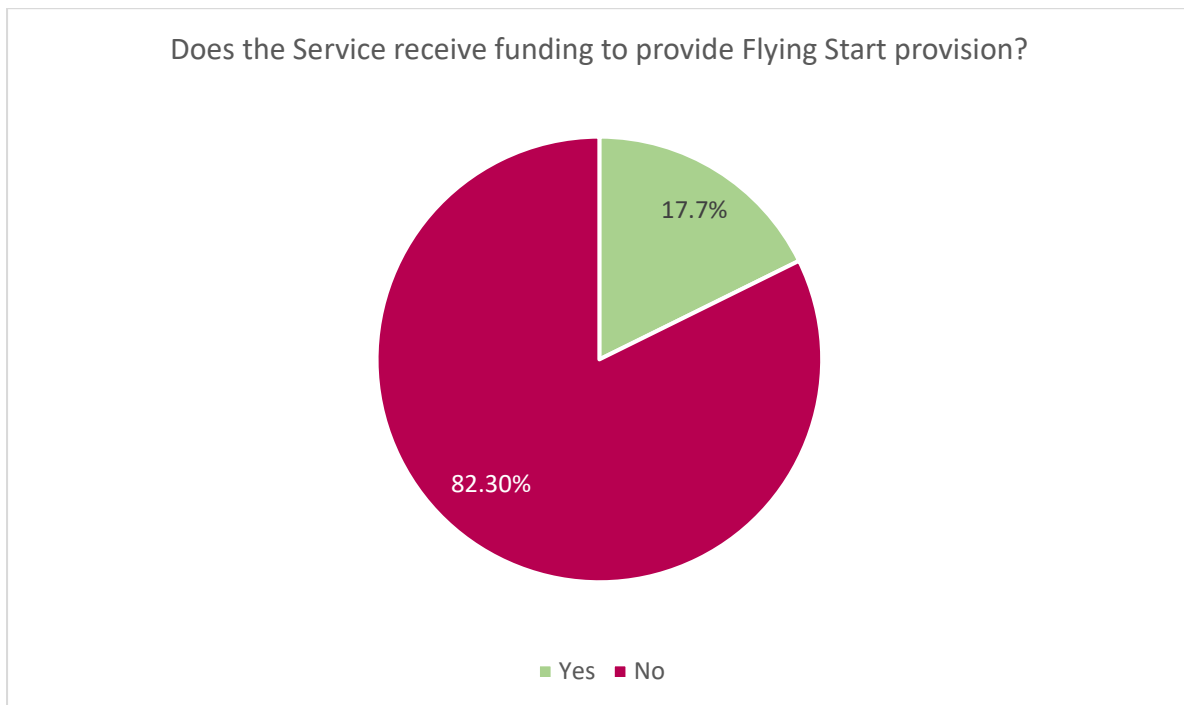
Provider type	Most frequent start time	Most frequent finish time
Full Day Care	07:30	18:00
Childminder	07:00	17:00
Sessional Day Care	12:00	15:00
Out of School Care	07:30	17:30

Currently, only 4 providers are offering childcare in the evenings past 6pm, located in Grosvenor, Maesydre, New Broughton and Esclusham. 2 providers are currently providing overnight care in the county, located in Rhosnesni and Gwersyllt East & South. 2 providers currently provide childcare at the weekends, with one located in South Wrexham and the other in Central Wrexham.

#### 4.9 Supply of Childcare Offer and Flying Start places

There are currently 125 Wrexham childcare providers registered to deliver the Childcare Offer, representing 86.2% of childcare providers. Of these, 33 are childminders, 61 are full day care providers, 16 are sessional day care providers and 15 are out of school care providers. When asked if any funding from the Childcare Offer was being provided 73.1% of providers responded yes.

Out of all providers, including those that did not complete the Self-Assessment Statement of Service, 17.7% are receiving funding to provide Flying Start places.



Does the Service receive funding to provide Flying Start provision?

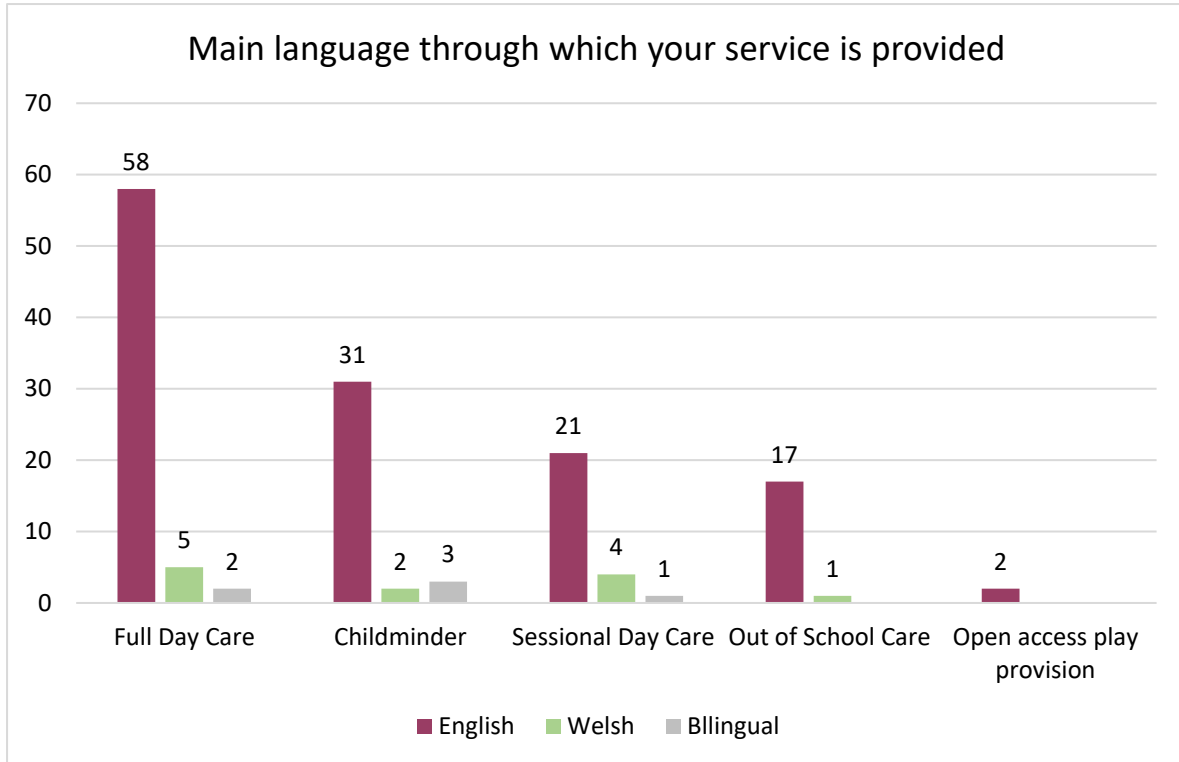
Yes/No	%
Yes	17.7
No	82.3

A total of 26 childcare providers currently receive funding to provide Flying Start places, with 8 of these providing Flying Start only provision. These childcare providers are located in the following wards across Wrexham Central, North, and South:

- Borrass Park
- Grosvenor
- Hermitage
- Queensway
- Whitegate
- Wynnstay
- Brymbo
- Bryn Cefn
- Gwersyllt North
- Llay
- New Broughton
- Cefn
- Johnstown

- Pant
- Penycae
- Plas Madoc

#### 4.10 Welsh language provision



Main language through which your service is provided

Provider	English	Welsh	Bilingual
Full Day Care	58	5	2
Childminder	31	2	3
Sessional Day Care	21	4	1
Out of School Care	17	1	
Open access play provision	2		

Chart 6 – The main language through which childcare services are provided.

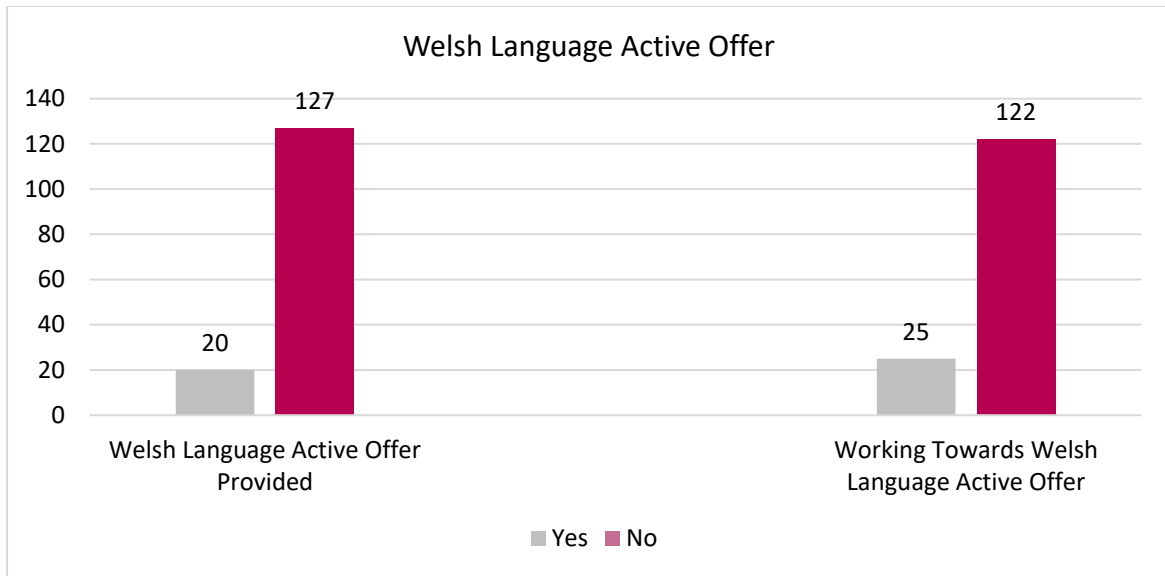
Chart 6 above shows that there are 12 settings which are currently primarily Welsh speaking. These settings are located in:

- Grosvenor.
- Hermitage.
- Rhosnesni.
- Coedpoeth.
- Gwersyllt East & South.

- Gwersyllt North.
- Cefn.
- Pant.

There were 20 settings providing the Welsh Language Active Offer, as of summer term 2021, also all located in the wards above. The charts below show the percentage of providers offering or working towards offering the Welsh Language Active Offer.

Chart 7 – The percentage of providers working towards or already offering the Welsh Language Active Offer

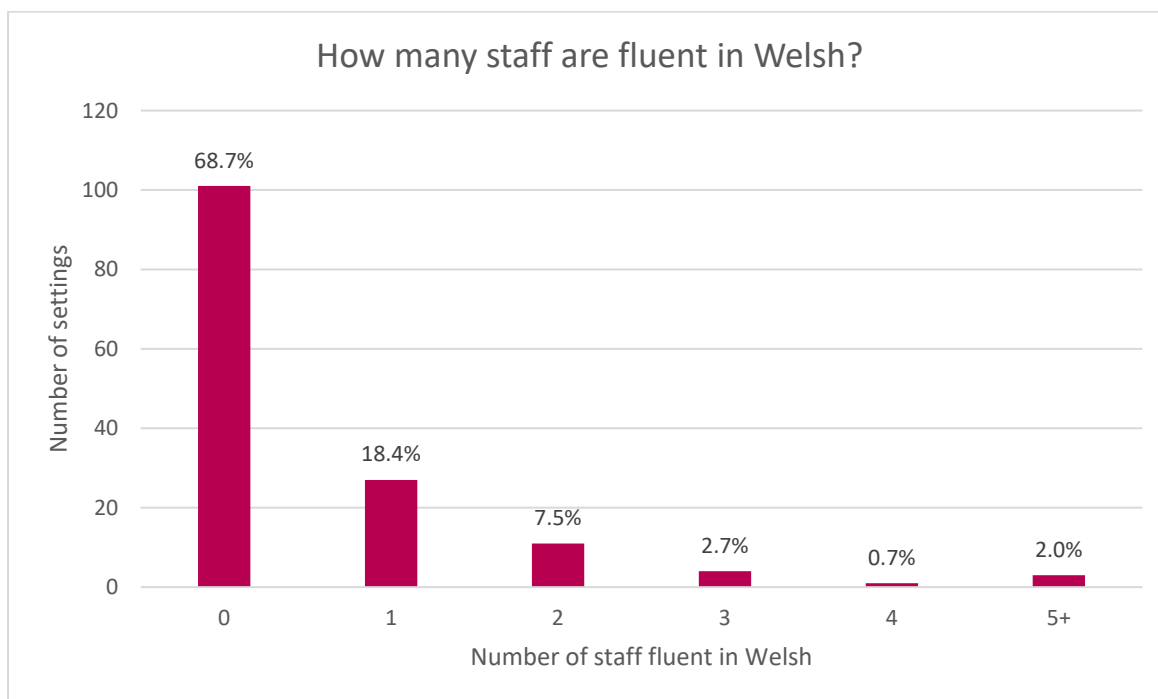


Welsh language active offer

Yes/No	Welsh Language Active Offer Provided	Yes/No	Working Towards Welsh Language Active Offer
Yes	20	Yes	25
No	127	No	122

Chart 8 show that the majority of childcare staff are not currently fluent in Welsh across Wrexham, potentially leading to difficulties in the delivery of Welsh medium childcare across the county.

Chart 8 – The percentage of settings that have a certain number of staff fluent in Welsh



How many staff are fluent in Welsh?

Number of staff 0	Number of staff 1	Number of staff 2	Number of staff 3	Number of staff 4	Number of staff 5+
68.7%	18.4%	7.5%	2.7%	0.7%	2.0%

The Self-Assessment Statement of Service data also showed that several secondary languages were being used across settings; many settings were using Welsh as a second language to English.

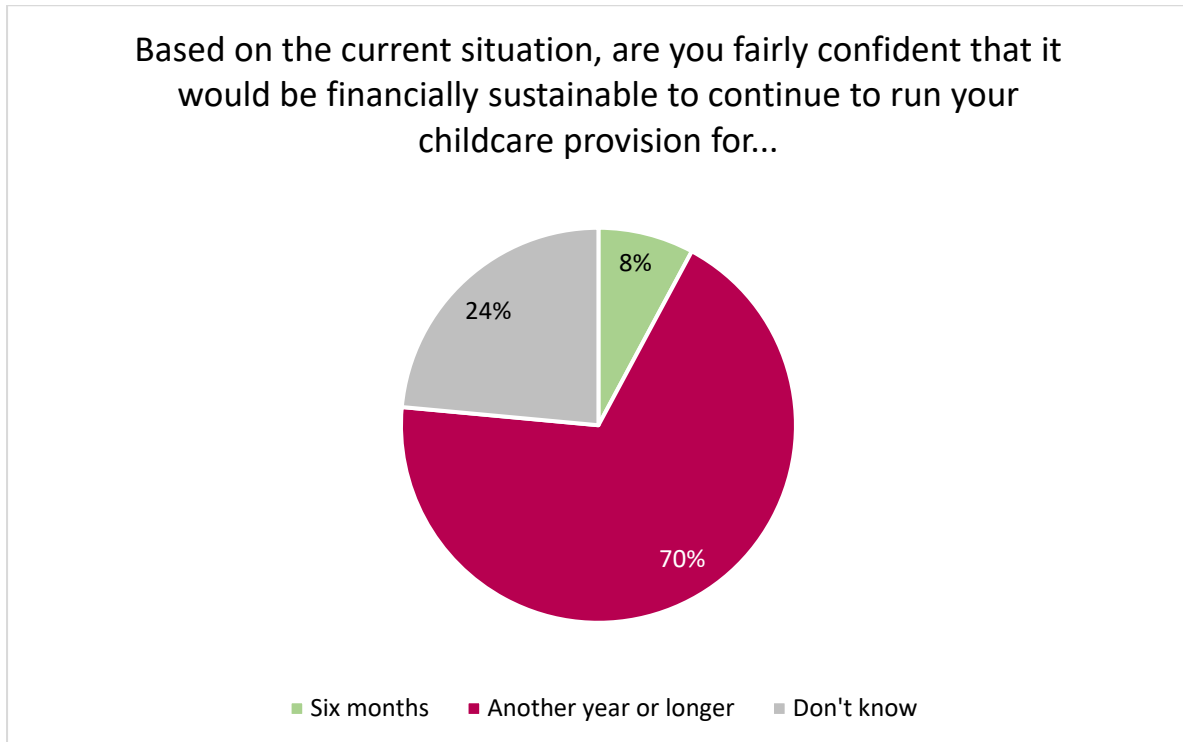
Table 18 - Other (secondary) languages used in the provision of the service

Other (secondary) languages used in the provision of the service	Number	Percentage
English	4	2.7%
Welsh	46	31.3%
Makaton	2	1.4%
Polish	2	1.4%
Polish/Portuguese	2	1.4%
Portuguese	2	1.4%
French / Spanish / Welsh	1	0.7%
Polish / Turkish	1	0.7%
Polish / English	1	0.7%

#### 4.11 Impact of COVID-19 on demand and sufficiency

103 out of 147 providers reported that they temporarily closed at some point during the pandemic, with 51 of these having closed at least 3 times throughout. At the time the Self-Assessment Statement of Service was completed, only 63.9% of providers were operating at full capacity.

Providers were asked about the sustainability of their business:



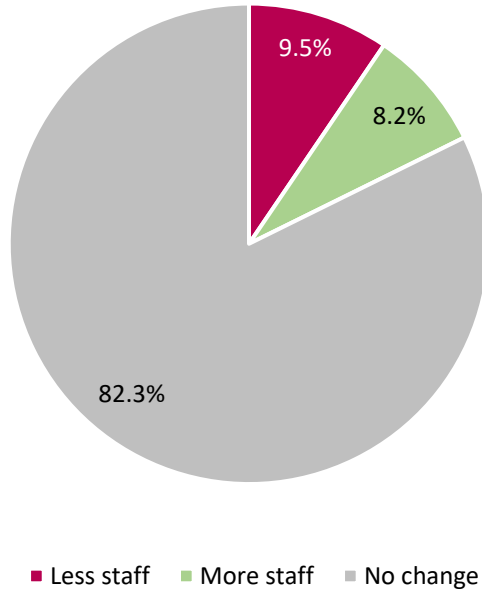
Based on the current situation, are you fairly confident that it would be financially sustainable to continue to run your childcare provision for.

Six month	Another year of longer	Don't know
8%	70%	24%

8% of childcare providers felt the pandemic had had such an impact, they would only be able to run their provision for the next 6 months. Around a quarter of childcare providers were unsure, reflecting the uncertainty brought about by the pandemic.

The majority of providers do not feel COVID-19 has affected their staff ratios, with most reporting no change in ratios.

Has COVID-19 impacted your staff ratios?

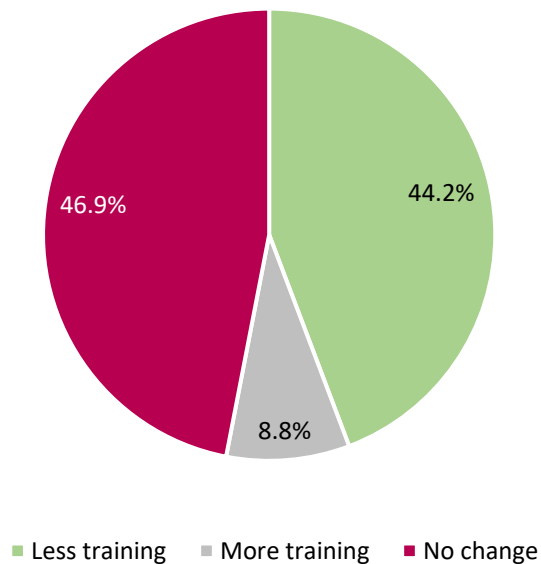


Has COVID-19 impact your staff ratios?

Less staff	More staff	No change
9.5%	8.2%	82.3%

Some providers felt that COVID-19 had overall led to less training.

Has there been an impact on training due to COVID-19?



Has there been an impact on training due to COVID-19?



Less training	More training	No change
44.2%	8.8%	46.9%

16.9% of these providers felt this was due to insufficient IT access, while equally 16.9% felt it was due to a lack of funding. The majority (61.5%) reported that this was due to qualifications not being able to take place whilst 23% cited lack of staff cover as the reason for reduced training.

97.3% of providers reported that they had access to PPE throughout the pandemic. Of those that did not, only one stated that as of summer 2021, they still did not have access to sufficient PPE.

#### 4.12 Workforce development and training

Qualification levels, per childcare type:

Table 19 - Childminder qualification levels

Highest Level of Relevant Qualifications – Care Council for Wales Level 2

Post Title	Number
Childcare Practitioners	4
Play Practitioners	2

Highest Level of Relevant Qualifications – Care Council for Wales Level 3

Post Title	Number
Childcare Practitioners	12
Play Practitioners	5

Highest Level of Relevant Qualifications – Care Council for Wales Level 5

Post Title	Number
Childcare Practitioners	4
Play Practitioners	0

Highest Level of Relevant Qualifications – Care Council for Wales Not Specified

<b>Post Title</b>	<b>Number</b>
<b>Childcare Practitioners</b>	2
<b>Play Practitioners</b>	1

Highest Level of Relevant Qualifications – Care Council for Wales None

<b>Post Title</b>	<b>Number</b>
<b>Childcare Practitioners</b>	3
<b>Play Practitioners</b>	4

Table 20 - Full Day Care qualification levels

Highest Level of Relevant Qualifications – Care Council for Wales Level 2

<b>Post Title</b>	<b>Number</b>
<b>Childcare Practitioners</b>	84
<b>Play Practitioners</b>	52

Highest Level of Relevant Qualifications – Care Council for Wales Level 3

<b>Post Title</b>	<b>Number</b>
<b>Childcare Practitioners</b>	262
<b>Play Practitioners</b>	86

Highest Level of Relevant Qualifications – Care Council for Wales Level 5

<b>Post Title</b>	<b>Number</b>
<b>Childcare Practitioners</b>	65

<b>Play Practitioners</b>	7
---------------------------	---

Highest Level of Relevant Qualifications – Care Council for Wales Not Specified

<b>Post Title</b>	<b>Number</b>
<b>Childcare Practitioners</b>	60
<b>Play Practitioners</b>	21

Highest Level of Relevant Qualifications – Care Council for Wales None

<b>Post Title</b>	<b>Number</b>
<b>Childcare Practitioners</b>	68
<b>Play Practitioners</b>	57

Table 21 - Sessional Day Care qualification levels

Highest Level of Relevant Qualifications – Care Council for Wales Level 2

<b>Post Title</b>	<b>Number</b>
<b>Childcare Practitioners</b>	7
<b>Play Practitioners</b>	3

Highest Level of Relevant Qualifications – Care Council for Wales Level 3

<b>Post Title</b>	<b>Number</b>
<b>Childcare Practitioners</b>	26
<b>Play Practitioners</b>	9

Highest Level of Relevant Qualifications – Care Council for Wales Level 5

<b>Post Title</b>	<b>Number</b>
-------------------	---------------

<b>Childcare Practitioners</b>	26
<b>Play Practitioners</b>	0

Highest Level of Relevant Qualifications – Care Council for Wales Not Specified

<b>Post Title</b>	<b>Number</b>
<b>Childcare Practitioners</b>	16
<b>Play Practitioners</b>	1

Highest Level of Relevant Qualifications – Care Council for Wales None

<b>Post Title</b>	<b>Number</b>
<b>Childcare Practitioners</b>	4
<b>Play Practitioners</b>	4

Table 22 - Out of School Care qualification types

Highest Level of Relevant Qualifications – Care Council for Wales Level 2

<b>Post Title</b>	<b>Number</b>
<b>Childcare Practitioners</b>	11
<b>Play Practitioners</b>	10

Highest Level of Relevant Qualifications – Care Council for Wales Level 3

<b>Post Title</b>	<b>Number</b>
<b>Childcare Practitioners</b>	29
<b>Play Practitioners</b>	21

Highest Level of Relevant Qualifications – Care Council for Wales Level 5

<b>Post Title</b>	<b>Number</b>
-------------------	---------------

<b>Childcare Practitioners</b>	5
<b>Play Practitioners</b>	3

Highest Level of Relevant Qualifications – Care Council for Wales Not Specified

<b>Post Title</b>	<b>Number</b>
<b>Childcare Practitioners</b>	21
<b>Play Practitioners</b>	13

Highest Level of Relevant Qualifications – Care Council for Wales None

<b>Post Title</b>	<b>Number</b>
<b>Childcare Practitioners</b>	19
<b>Play Practitioners</b>	24

#### 4.13 Quality of Provision

Table 23 shows a total of 27 childcare providers in Wrexham that are rated Excellent in all Quality of Care Review Areas.

Table 23 – Providers rated excellent in all Quality of Care Review Areas

<b>Provider type</b>	<b>Number</b>	<b>Percentage</b>
<b>Full-Day Care</b>	13	20.0%
<b>Childminders</b>	9	25.0%
<b>Sessional Day Care</b>	3	11.5%
<b>Out-of-School Care</b>	1	5.6%
<b>Open Access Play Provision</b>	1	50.0%
<b>Total</b>	<b>27</b>	<b>18.4%</b>

133 out of 147, or 90.5% of providers are rated Good or Excellent in all Quality of Care Review Areas.

There are 4 providers rated Adequate in 2 or more areas, located in Wrexham South and Wrexham North.

#### 4.14 Unregistered Providers

There are currently 22 unregistered out of school providers and one unregistered provider who offers ad hoc sessions. 12 of these are breakfast/before school clubs and 10 are after school clubs. The ward breakdown of where these settings operate can be seen below:

Table 24 – number of unregistered providers by ward

##### Central community area

Ward	Number of Unregistered Providers
Garden Village	1
Grosvenor	1
Rhosnesni	1
<b>Total</b>	<b>3</b>

##### South community area

Ward	Number of Unregistered Providers
Cefn	6
Holt	1
Johnstown	3
Marchwiel	3
<b>Total</b>	<b>13</b>

##### North community area

Ward	Number of Unregistered Providers
Brymbo	2
Coedpoeth	2
Gwersyllt East & South	1
Minera	2
<b>Total</b>	<b>7</b>

As can be seen from the table, the majority of unregistered providers operate in South Wrexham with a total of 13. Cefn is the ward with the most unregistered providers with 6. This shows there are additional childcare settings in these areas to assist with demand for out of school provision. Central Wrexham only has 3 unregistered providers operating in Garden Village, Grosvenor, and Rhosnesni.

#### **4.15 Key findings from providers**

- Some wards had waiting lists for certain parts of their service, while also reporting vacancies for the same part of the service. Grosvenor, for example, had 65 children on a waiting list for half day care (PM), but also reported 83 vacancies for this part of the service. This would suggest that the existence of waiting lists in places such as Grosvenor is not due to a lack of available childcare. Other explanations may be that children are on a waiting list because they are not yet old enough to take up a place, or they are taking up a place somewhere else until the one they desire becomes available.
- The wards with the highest numbers of children on waiting lists for full day care were Ruabon (10), Gresford East & West (10), Gwersyllt West (6) and Marford & Hoseley (6)
- Overall, providers reported having high numbers of vacancies, with 2,296 childcare vacancies across Wrexham. The wards with the highest number of vacancies for after school provision are Grosvenor, Holt and Brynyffynnon, and for full day care are Overton, Bryn Cefn, Borrass Park and Holt. A possible explanation for this is falling population trends resulting in less demand. Another possible explanation for high vacancies could be that many parents / carers have not yet returned to pre-pandemic working arrangements, which could impact on the demand for childcare.
- There are also currently 330 vacancies for Early Education Placements, with a significant number also in Grosvenor and Overton.
- Currently 13.6% of childcare providers in Wrexham deliver their service primarily in Welsh. 68.7% of providers reported that they do not have any staff who are fluent in Welsh. Only 20 providers reported that they currently deliver the Welsh Language Active offer and only 25 said they are currently working towards delivering it. This would suggest there is a potential gap in terms of Welsh medium provision, as all settings that reported being primarily Welsh speaking were located across just 8 wards. As is stated in the consultation feedback from Mudiad Meithrin, recruitment and retention of fluent Welsh speaking staff within childcare is a national issue and not localised to Wrexham.
- Only 16.7% of childminders responded that they have a designated person responsible for Additional Learning Needs, however a greater number of childminders currently care for children with Additional Learning Needs. This therefore suggests that there is some confusion as to the meaning of the question asked as part of the SASS.
- There are 30.6% of providers who are not currently providing or say that they are not able to provide any support for children with Additional Learning Needs and disabilities across Wrexham, whilst 45.6% of settings support all types of Additional Learning Needs. The majority of respondents who said they are not currently providing or are not able to provide any support for children with Additional Learning Needs and disabilities are childminders. Only 10 full day care settings said they are currently not, or not able to provide any support for children with Additional Learning Needs and disabilities.

- Support for parents with a child with ALN and settings is available from the Wrexham Family Information Service, through the Disability Respite and Childcare Panel. Data from WFIS has shown the service has coped well with supporting the high number of children with ALN in Wrexham to find suitable childcare settings. This suggests despite there being a high number of childminders indicating that they are unable to support a child with ALN, there are enough places across full day care settings to meet demand. These places comprise of 7 childminders, 34 full-day care settings and 24 sessional day care settings.
- Overall, the quality of provision in Wrexham is good, with over 90% of providers rated Good or Excellent in all areas. Those providers who are rated adequate in 2 or more areas are located in the North and South Wrexham.
- There are currently 125 Wrexham childcare providers registered to deliver the Childcare Offer, representing 86.2% of childcare providers. When asked if any funding from the Childcare Offer was being provided 73.1% of providers responded yes. 65.3% of Providers noted that the majority of parents currently using their services were receiving Tax Free Childcare or Childcare Vouchers to support the cost of childcare. This suggests there is high demand for Childcare Offer places, Tax Free Childcare, and Childcare Vouchers, but that demand is being met.
- The average price of 50 hours of care a week for a child aged under two in nursery is £269.86 across Great Britain, or £14,030. With a childminder for a child aged under two it is £237.28 per week across Great Britain, or £12,340 a year. In Wales, [the average price of 50 hours of care a week for a child aged under two](#) in nursery is £246.79. With a childminder for a child aged under two it is £230.69 per week. Considering the data collected as part of the SASS, costs for childcare within Wrexham are generally lower than for Wales and Great Britain as a whole.
- A total of 26 providers are currently able to deliver Flying Start.
- There are few providers offering evening, overnight or weekend care, though there appears to be little demand for this.



## 5. Outcomes from Parent Survey

### 5.1 Context

The Welsh Government consulted with parents and carers across all Welsh local authorities via an online SmartSurvey which ran from 1 October – 31 October 2021. The intention of the survey was to understand the childcare needs of parents/carers with children aged 0-17, in particular their experiences of using registered services (i.e., services which are registered with Care Inspectorate Wales) and unregistered childcare (e.g., nannies, au pairs, activity/sports clubs etc.). 296 responses were received from parents/carers across Wrexham County Borough Council, representing 2.1% of all respondents across Wales.

Whilst the number of parent/carer responses increased by 27.6% since the previous Childcare Sufficiency Assessment, the respondents to the online survey represent only a small proportion of the county's 135,466 residents and therefore the limitations of the data analysed below should be acknowledged.

### 5.2 Socioeconomic characteristics of responding parents

In terms of caring/parental responsibilities, the following responses were recorded when parents were asked which of the following best describes their household.

Table 25 – Caring responsibilities of parents

<b>Response</b>	<b>Percentage of Total <i>Respondents were asked to 'tick all that apply'</i></b>
<b>I have sole responsibility for my children</b>	16.6%
<b>I share responsibility for my children with someone I live with</b>	78.4%
<b>I share responsibility for my children with someone I don't live with</b>	6.8%
<b>I am a parent to be</b>	0.7%
<b>I am a foster carer</b>	1.0%
<b>I am a grandparent</b>	2.0%
<b>Other</b>	1.4%

As is shown above, most of the respondents share responsibility for their children with someone they live with, with 16.6% being lone parents. 1% were recorded as foster carers.

In terms of the employment/training status of respondents, the vast majority (77.4%) are currently employed, (82.7%) have a partner who is also employed, with 5.8% not in a job but looking for employment.

Table 26 – Employment/training status of responding parents

<b>Response</b>	<b>Percentage of Total</b>	<b>Partner Percentage of Total</b>
<b>Looking for a Job but not yet working</b>	5.8%	0.4%
<b>Employed</b>	77.4%	82.7%
<b>Self-employed</b>	5.8%	15.2%
<b>In education or training</b>	6.1%	0.8%
<b>Not working and not looking for a job</b>	1.8%	0%
<b>Unable to work</b>	3.0%	0.8%

When asked what their gross household income is per week, one fifth of respondents (19.4%) said that their household income is between £500 - £580. This was followed by £750-£999 and £581-£750 as the two next most common responses. 2.8% of people stated their weekly household income is less than £100. See Table O for a breakdown of all responses.

41 parents stated that they receive Childcare element of the Working Tax/Universal Credit, with a further 75 receiving Childcare Vouchers/Tax free childcare. Two parents claim Childcare Grant for Students and only one claims employer contribution.

Table 27 – Childcare support received by responding parents

<b>Response</b>	<b>Percentage of Total</b> <i>Respondents were asked to 'tick all that apply'</i>	<b>Amount</b>
<b>Childcare element of the Working Tax/Universal Credit</b>	30.6%	41
<b>Childcare Vouchers/Tax free childcare</b>	56%	75
<b>Childcare Grant for Students</b>	1.5%	2
<b>Employer contribution</b>	0.7%	1
<b>Other</b>	14.2%	19

As detailed below, most respondents 90.5% respondents to the survey identified as Welsh/English/Scottish/Northern Irish/British, which is roughly in line with Wrexham demographics (see Section 3).

Table 28 – Ethnicities/nationalities of responding parents

<b>Response</b>	<b>Percentage of Total</b>	<b>Amount</b>
<b>Welsh/English/Scottish/Northern Irish/British</b>	90.5%	267
<b>Irish</b>	0.3%	1
<b>Gypsy or Irish Traveller</b>	0.0%	0
<b>Polish</b>	1.0%	3
<b>Portuguese</b>	1.0%	3
<b>European</b>	0.7%	2
<b>Bulgarian</b>	0.3%	1
<b>Spanish</b>	0.3%	1
<b>White Eastern European/American</b>	0.3%	1
<b>Any other White background, not specified</b>	2.7%	8
<b>Indian</b>	0.0%	0
<b>Pakistani</b>	0.0%	0
<b>Bangladeshi</b>	0.0%	0
<b>Chinese</b>	0.0%	0
<b>Filipino</b>	0.7%	2
<b>Any other Asian background, not specified</b>	0.3%	1
<b>White and Black Caribbean</b>	0.3%	1
<b>White and Black African</b>	0.7%	2
<b>White and Asian</b>	0.7%	2
<b>Any other Mixed/Multiple ethnic background</b>	0.0%	0

The socio-economic profile of respondents seen above is representative of Wrexham's demographic.

### 5.3 Current use of childcare

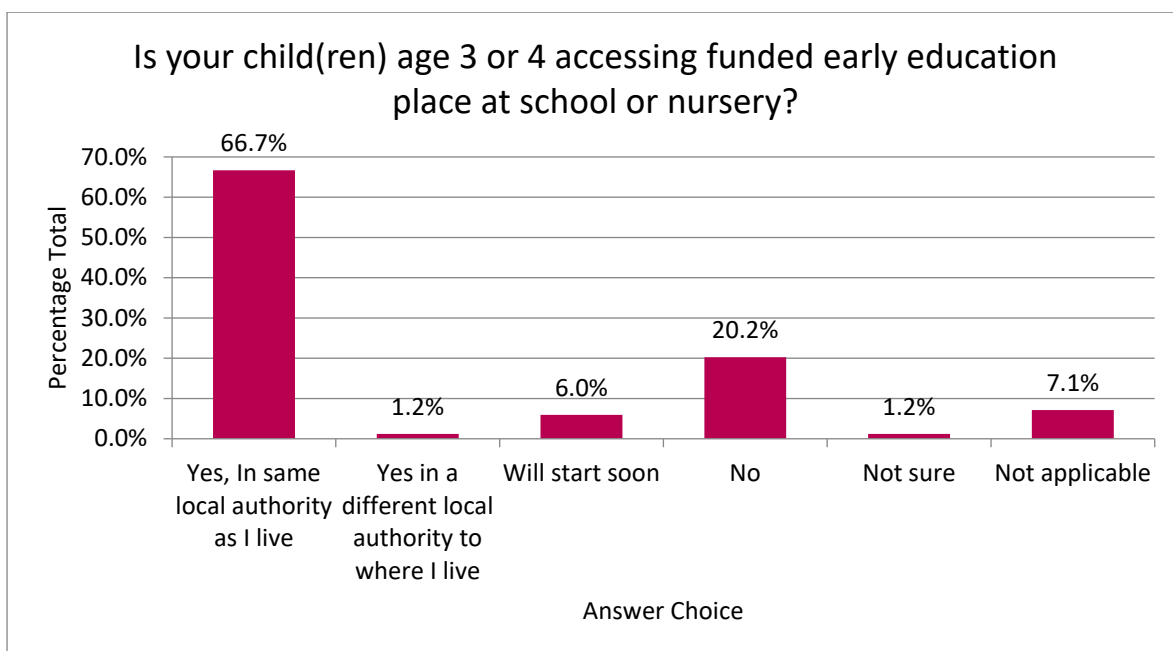
As is detailed below, 39.5% of responses were from parents with two children, with 33.4% from parents with one child.

Table 29 – Number of children of responding parents

Response	Percentage of Total	Amount
0	0.0%	0
1	33.4%	99
2	39.5%	117
3	12.2%	36
4	3.0%	9
5	1.0%	3
6	0.0%	0
7	0.0%	0
N/A	10.8%	32

Parents were asked whether their child (ages 3-4) is currently accessing a funded early education place at a school or nursery. According to survey respondents, 66.7% are accessing such a place in the same local authority as they live, with only 1.2% indicating they access funded early education place in another local authority. The remaining parents did not complete this question.

Chart 9 – The number of 3-4 year-old children that access funded early education places schools and nurseries

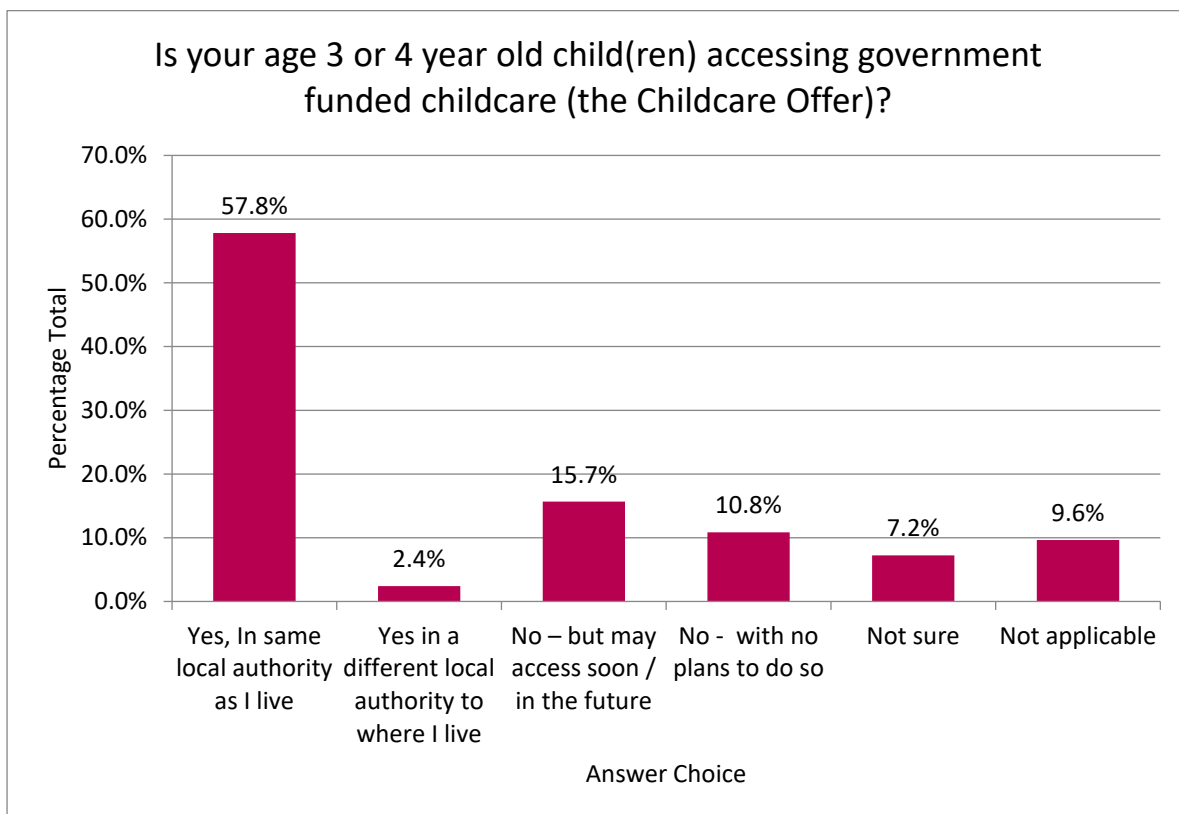


Is your child(ren) age 3 or 4 accessing funded early education place at school or nursery?

Answer Choice	Response Percent	Response Total
Yes, In same local authority as I live	66.7%	56
Yes in a different local authority to where I live	1.2%	1
Will start soon	6.0%	5
No	20.2%	17
Not sure	1.2%	1
Not applicable	7.1%	6

Parents were also asked if their 3- or 4-year-old children are currently accessing government funded childcare through the Childcare Offer, of which 57.8% respondents indicated they do in the same local authority as they currently live. 15.7% indicated that they may access the Childcare Offer in the future, with 10.8% having no plans to take up the Offer.

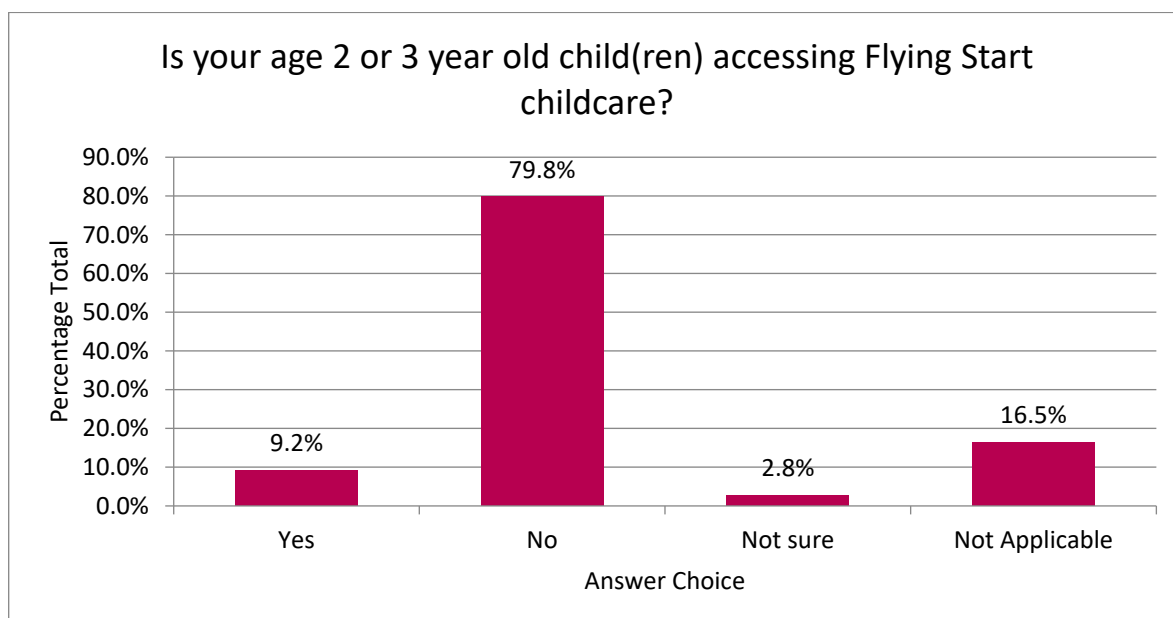
Chart 10 – The number of 3–4-year-old children that access government funded childcare



Is your child(ren) age 3 or 4 accessing government funded childcare (the Childcare Offer)?

Answer Choice	Response Percent	Response Total
Yes, In same local authority as I live	57.8%	48
Yes in a different local authority to where I live	2.4%	2
No – but may access soon / in the future	15.7%	13
No - with no plans to do so	10.8%	9
Not sure	7.2%	6
Not applicable	9.6%	8

79.8% respondents stated that their 2- or 3-year-old was not currently accessing Flying Start childcare, with 9.2% stating that their child is currently accessing such childcare. Only 2.8% were 'not sure'.

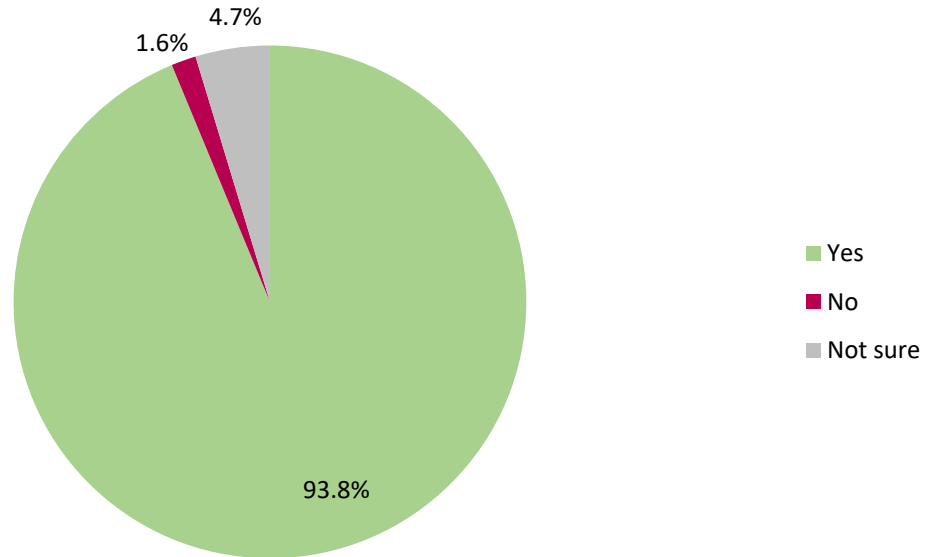


When asked whether they wish to access government-funded childcare when their child became eligible at age three, 93.8% said 'Yes', with only 1.6% of respondents saying 'No'.

Is your child(ren) age 3 or 4 accessing Flying Start childcare?

Answer Choice	Response Percent	Response Total
Yes	9.2%	10
No	79.8%	87
Not sure	2.8%	3
Not Applicable	16.5%	18

Do you wish to access government funded childcare (the Childcare Offer) when your child becomes eligible at age 3?

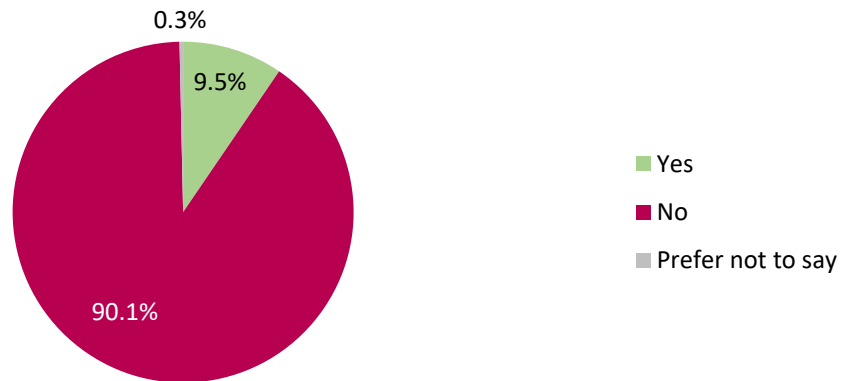


Do you wish to access government funded childcare (the Childcare Offer) when your child becomes eligible at age 3?

Answer Choice	Response Percent	Response Total
Yes	93.8%	60
No	1.6%	1
Not sure	4.7%	3
Not applicable	0.0%	0

In terms of Additional Learning Needs and/or disability or long-term illness, most parents who responded did not have a child with Additional Learning Needs or disability (see below). As is shown, 90.1% of parents do not have a child with a disability of long-term illness, whilst 84.3% parents do not have a child with Additional Learning Needs.

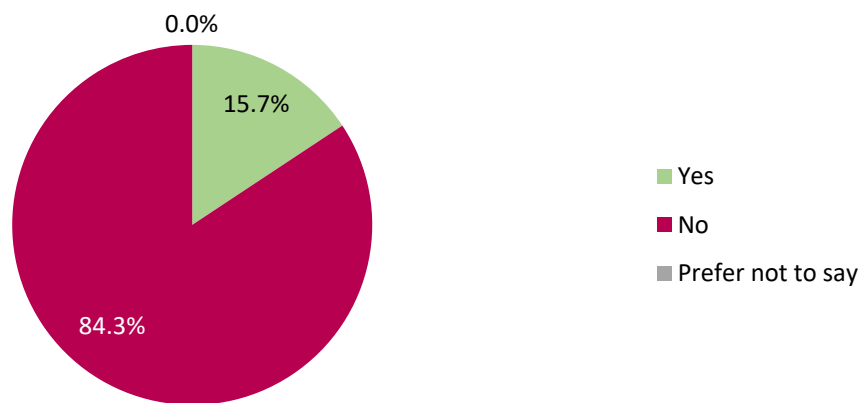
Do any of your children have a disability or a long-term illness?



Do any of your children have a disability or a long-term illness?

Answer Choice	Response Percent	Response Total
Yes	9.5%	28
No	90.1%	265
Prefer not to say	0.3%	1

Do any of your children have a special education need / additional learning need (they need additional support with their learning)?



Do any of your children have a special education need/additional learning need (they need additional support with their learning)?



<b>Answer Choice</b>	<b>Response Percent</b>	<b>Response Total</b>
Yes	15.7%	46
No	84.3%	247
Prefer not to say	0.0%	0

In terms of the provision accessed by parents, a range of providers and types of childcare were listed as being accessed via the survey. As is detailed in the tables below, the most common childcare provision during both term-time and in the holidays is family/friends (unpaid), with private day nursery the second most common, again during both term-time and holiday time.

Table 30 – Number of responding parents accessing different types of childcare during term-time

<b>Type of childcare/early education</b>	<b>Number of parents using type of childcare (term-time)</b>
<b>Childminder</b>	16
<b>Before School/Breakfast Club</b>	124
<b>After School Club</b>	109
<b>Private Day Nursery</b>	89
<b>School Nursery</b>	17
<b>Playgroup</b>	25
<b>Cylch Meithrin</b>	14
<b>Drop off Crèche</b>	2
<b>Nanny</b>	1
<b>Au Pair</b>	0
<b>Family/Friends (Paid)</b>	4
<b>Family/Friends (Unpaid)</b>	148
<b>None During Term Time</b>	19
<b>Other</b>	9

Table 31 – Number of responding parents accessing different types of childcare during holidays

<b>Type of childcare/early education</b>	<b>Number of parents using type of childcare (holiday)</b>
<b>Childminder</b>	15
<b>Holiday Care</b>	69
<b>Private Day Nursery</b>	90

<b>Pre-Prep (Private) School</b>	0
<b>Playgroup</b>	14
<b>Cylch Meithrin</b>	1
<b>Drop Off Crèche</b>	0
<b>Nanny</b>	1
<b>Au Pair</b>	0
<b>Playscheme</b>	7
<b>Family/Friends (Paid)</b>	5
<b>Family/Friends (Unpaid)</b>	150
<b>None During School Holidays</b>	38
<b>Other</b>	7

When determining how many hours on average per week parents use childcare, the following table provides a breakdown of how many hours, on average, parents use childcare in Wrexham. As is shown, on average parents use 19.1 hours of childcare per week in Wrexham during term-time, and 26.1 hours per week during school holidays.

Table 32 – Numbers of hours per week parents use childcare

<b>During term time</b>	<b>Average</b>
<b>At least (hours)</b>	17.7
<b>On average (hours)</b>	19.1
<b>At most (hours)</b>	21.7
<b>During school holidays</b>	<b>Average</b>
<b>At least (hours)</b>	23
<b>On average (hours)</b>	26.1
<b>At most (hours)</b>	30

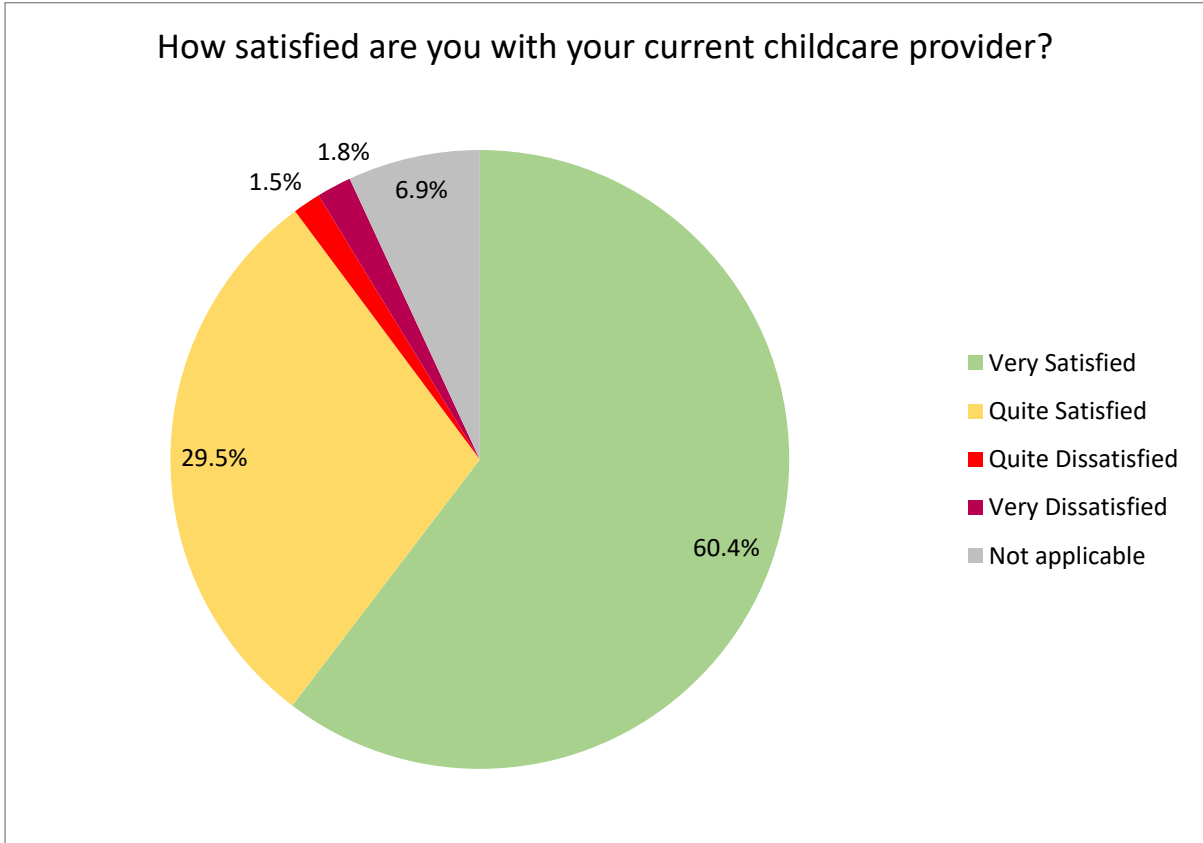
The majority of parents paid between £10 to £199 for their childcare each week. With a small number (8) paying over £300.

Table 33 – Amount responding parents are paying for childcare each week

<b>Cost</b>	<b>Number of Parents</b>
<b>£0</b>	54
<b>£1 - £10</b>	19
<b>£10 - £49</b>	75
<b>£50 - £99</b>	50

<b>£100 - £199</b>	53
<b>£200 - £299</b>	16
<b>£300+</b>	8

As far as the quality of provision is concerned, the majority of parents are happy, as shown below:



How satisfied are you with your current childcare provider?

<b>Answer Choice</b>	<b>Response Percent</b>	<b>Response Total</b>
Very Satisfied	60.4%	166
Quite Satisfied	29.5%	81
Quite Dissatisfied	1.5%	4
Very Dissatisfied	1.8%	5
Not applicable	6.9%	19

Of those stating they were unhappy with their childcare arrangements, affordability was the main issue, followed by lack of quality provisions. Only 4 respondents stated that lack of quality provision was an issue, which is insufficient to suggest this is a problem with childcare in general across

Wrexham. 133 out of 147, or 90.5% of providers are rated Good or Excellent in all Quality of Care Review Areas across Wrexham. There are 4 providers rated Adequate in 2 or more areas, located in Wrexham North and South. This would then suggest that the overall quality of childcare in Wrexham is good or excellent.

Table 34 – Ways parents reported that access to childcare could be improved

<b>Response</b>	<b>Percentage of Total</b>	<b>Amount</b>
<b>More hours available</b>	12.0%	3
<b>Extend opening hours - early morning</b>	8.0%	2
<b>Extend opening hours – evenings</b>	0%	0
<b>Extend opening hours - to cover weekends</b>	4.0%	1
<b>Extend opening hours - overnight care</b>	0%	0
<b>More flexible sessions</b>	8.0%	2
<b>More affordable</b>	28.0%	7
<b>Different locations</b>	4.0%	1
<b>Childcare that is better at meeting my child’s additional learning needs</b>	4.0%	1
<b>Better quality provisions</b>	16.0%	4
<b>No improvements needed</b>	4.0%	1
<b>Other</b>	12.0%	3

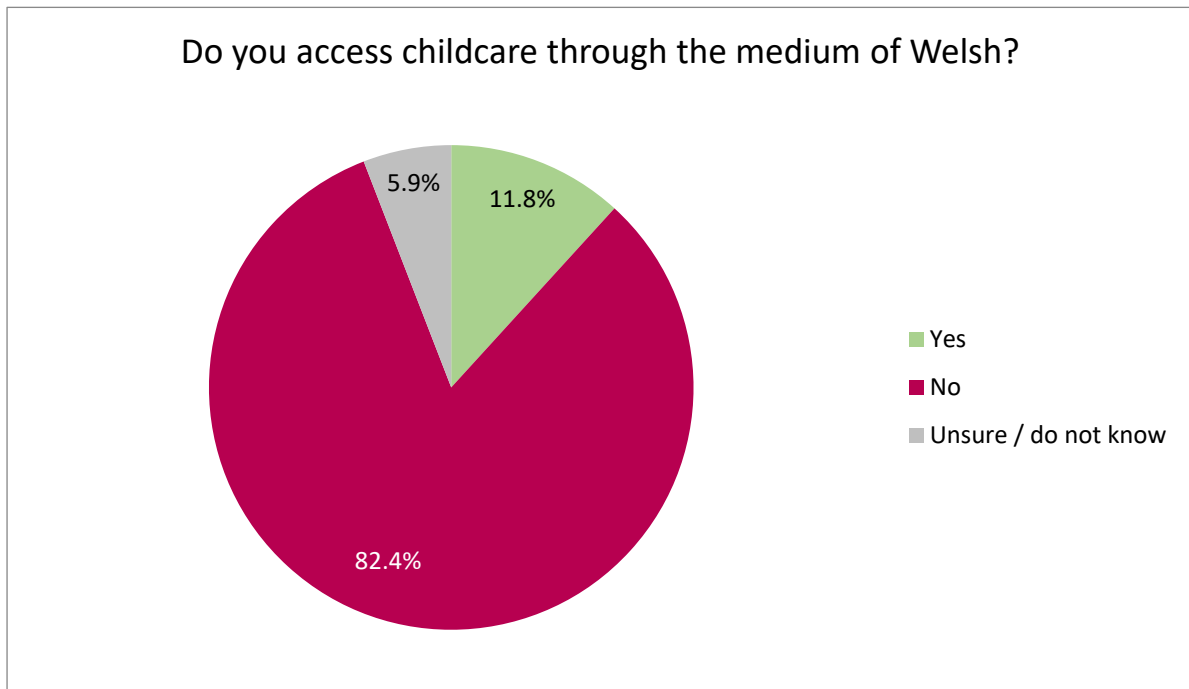
For parents not currently accessing childcare, a variety of reasons were provided, as detailed in the table below.

Table 35 – Reasons responding parents are not currently accessing childcare

<b>Response</b>	<b>Percentage of Total</b>	<b>Amount</b>
<b>My child is on a waiting list for a provider, and we are waiting for a place to become available</b>	2.2%	4
<b>I use informal childcare such as a family member or friend</b>	18.5%	33
<b>I choose not to access any childcare</b>	2.8%	5
<b>I am a stay-at-home parent and have no need for childcare</b>	5.1%	9
<b>My children are old enough to look after themselves</b>	2.2%	4

<b>There is no childcare with sufficient quality</b>	3.9%	7
<b>There is no Suitable Welsh Language provision</b>	0.6%	1
<b>No suitable provision in our language, which is neither Welsh nor English</b>	0.0%	0
<b>The childcare available is not flexible enough for my needs</b>	6.2%	11
<b>The cost of childcare is too expensive</b>	25.3%	45
<b>Childcare times are unsuitable</b>	5.6%	10
<b>There is no childcare available that is suitable for my child's age</b>	5.6%	10
<b>There is a problem with transport</b>	2.2%	4
<b>There is no childcare where I need it to be</b>	2.2%	4
<b>There is no childcare that can cater for my child's specific needs</b>	3.4%	6
<b>I only use childcare on an ad hoc basis, and it is impossible to plan</b>	5.1%	9
<b>Other</b>	9.0%	16

Parents were further asked whether they access childcare through the medium of Welsh, with the responses below provided.

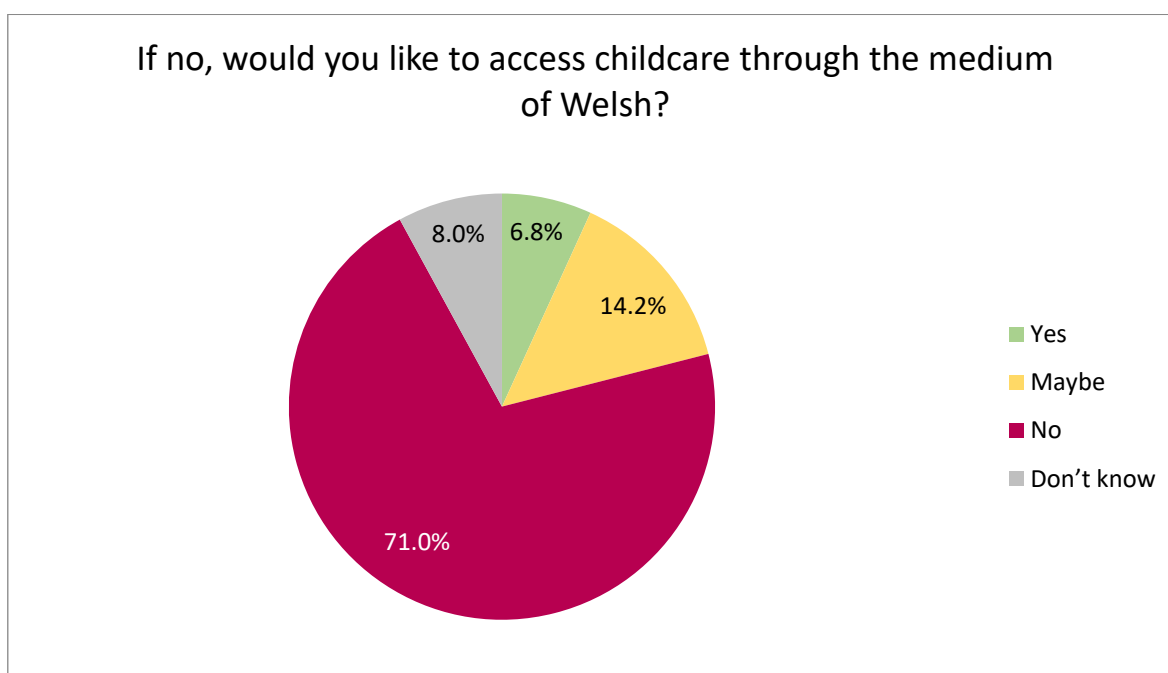


Do you access childcare through the medium of Welsh?

Answer Choice	Response Percent	Response Total
Yes	11.8%	24
No	82.4%	168
Unsure / do not know	5.9%	12

As is shown above, 11.8% parents access childcare via Welsh medium, with a plurality (82.4%) not accessing through this medium.

For those who indicated 'No', 6.8% stated that they would like to access childcare through the medium of Welsh (see below).



If no, would you like to access childcare through the medium of Welsh?

Answer Choice	Response Percent	Response Total
Yes	6.8%	12
Maybe	14.2%	25
No	71.0%	125
Don't know	8.0%	14

In terms of barriers to Welsh medium childcare, the following factors were cited as the main issues parents were facing in accessing provision. As is shown, availability is the main barrier for parents.

Table 36 – Barriers to accessing Welsh-medium childcare

<b>Response</b>	<b>% Yes, from who answered yes / maybe</b> <i>Respondents were asked to 'tick all that apply'</i>	<b>Amount</b>
<b>Distance</b>	10.9%	6
<b>Availability</b>	40.0%	22
<b>Quality of Care</b>	5.5%	3
<b>Staff language capability</b>	7.3%	4
<b>Cost</b>	10.9%	6
<b>Insufficient hours of care</b>	12.7%	7
<b>Other</b>	12.7%	7

Further to this, parents were asked whether they can understand, speak, read or write Welsh. According to the survey 107 recorded they could understand Welsh, with 55 stating they could speak, 64 read, and 42 write in Welsh.

Table 37 – Responding parents understanding of Welsh language

<b>Response</b>	<b>Percentage of respondents</b> <i>Respondents were asked to 'tick all that apply'</i>	<b>Amount</b>
<b>Understand</b>	39.9%	107
<b>Speak</b>	20.5%	55
<b>Read</b>	23.9%	64
<b>Write</b>	15.7%	42

Parents were asked to what extent they agreed with a range of statements when it came to their child's provision. Responses are detailed in Table P (Appendix 2). As shown, parents overwhelmingly agreed that they were satisfied with childcare in term time and believed that the quality of childcare is high.

As Table P demonstrates, there are clear strengths in childcare provision, from a parent's perspective, alongside key areas for improvement. For example, parents are overwhelmingly in agreement that childcare provision is of a high quality and are satisfied with provision. However, a significant majority also agree that childcare is too expensive, whilst also feeling they do not know where to find out information on financial assistance for childcare.

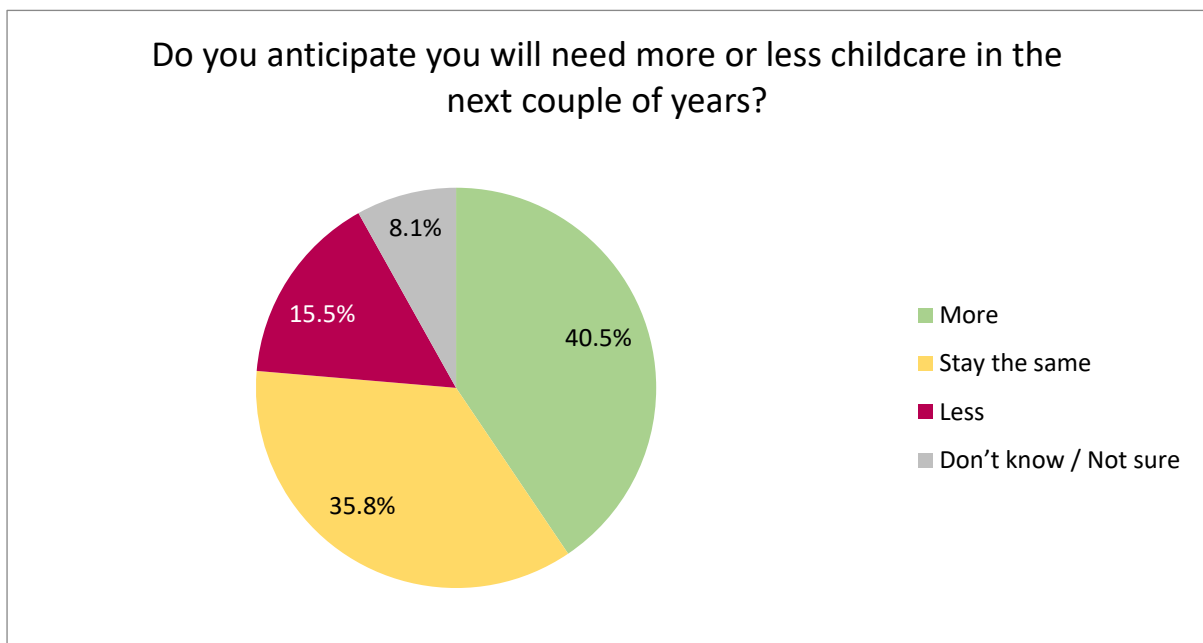
Approximately 45.1% of parents reported that childcare had caused problems at work, with a further 17.1% stating that childcare costs had prevented them from working or getting a job altogether.

Table 38 - Childcare as a barrier to work

Response	Percentage of respondents <i>Respondents were asked to 'tick all that apply'</i>	Amount
Caused problems at work	45.1%	129
Prevented Continuation of work	15.0%	43
Stopped you working/ getting a job	17.1%	49
Stopped you from training	14.3%	41
Other	8.4%	24

#### 5.4 Future demand for childcare

As part of the survey, respondents were asked to anticipate whether they will need more or less childcare in the next couple of years, for which the following responses were provided.



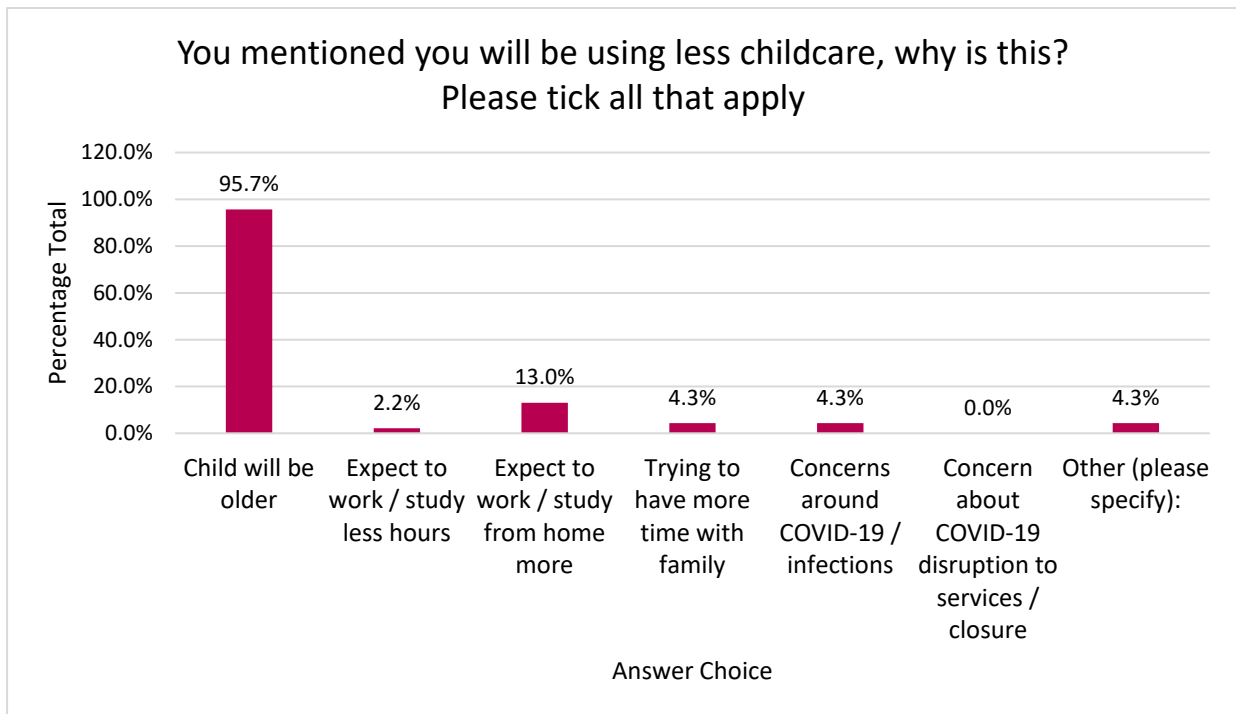
Do you anticipate you will need more or less childcare in the next couple of years?

Answer Choice	Response Percent	Response Total
More	40.5%	120
Stay the same	35.8%	106
Less	15.5%	46
Don't know / Not sure	8.1%	24

Of those who were expecting to use less childcare, children being older was the most common response, with 2.2% of parents expecting to work/study less hours and 13% of parents expecting to



work/study from home more. 4.3% of parents mentioned they were trying to spend more time with family.

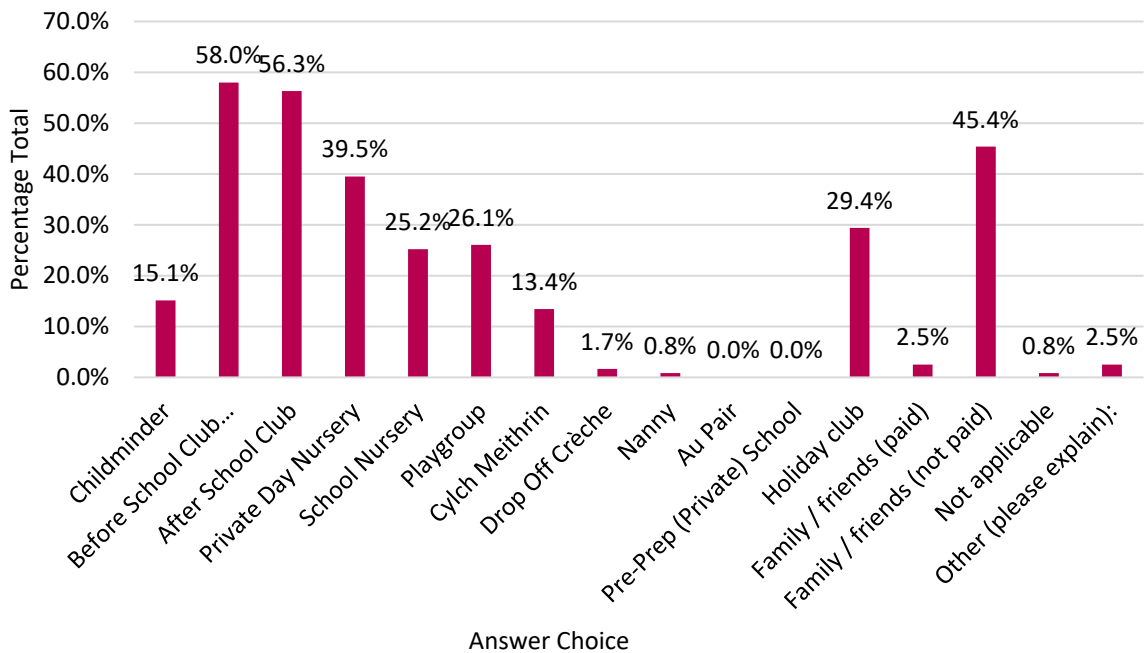


You mentioned you will be using less childcare, why is this? Please tick all that apply

Answer Choice	Response Percent	Response Total
Child will be older	95.7%	44
Expect to work / study less hours	2.2%	1
Expect to work / study from home more	13.0%	6
Trying to have more time with family	4.3%	2
Concerns around COVID-19 / infections	4.3%	2
Concern about COVID-19 disruption to services / closure	0.0%	0
Other (please specify):	4.3%	2

Of those expecting to require more childcare, most anticipated requiring before school, closely followed by after school club (see below).

You mentioned you will be using more childcare, what type of care or early education do you anticipate using more of in the next couple of years? Please tick all that apply



You mentioned you will be using more childcare, what type of care or early education do you anticipate using more of in the next couple of years? Please tick all that apply

Answer Choice	Response Percent	Response Total
Childminder	15.1%	18
Before School Club...	58.0%	69
After School Club	56.3%	67
Private Day Nursery	39.5%	47
School Nursery	25.2%	30
Playgroup	26.1%	31
Cylch Meithrin	13.4%	16
Drop Off Crèche	1.7%	2
Nanny	0.8%	1
Au Pair	0.0%	0
Pre-Prep (Private) School	0.0%	0
Holiday club	29.4%	35
Family / friends (paid)	2.5%	3
Family / friends (not paid)	45.4%	54
Not applicable	0.8%	1

Other (please explain):	2.5%	3
-------------------------	------	---

## 5.5 Key findings from parent survey

- The majority of parents (60.4%) stated they are 'very satisfied' with childcare in their area, with 29.5% 'quite satisfied'. 1.8% of parents were 'very dissatisfied'.
- A significant number of parents stated that childcare is causing problems at work and some stated that childcare has prevented them continuing to work or even start working/getting a job altogether.
- 40.5% of responding parents anticipated needing more childcare in the next 2 years. The majority of parents who stated they will increase their use of childcare will specifically look to use (in order of frequency) before and after school clubs, private day nurseries, holiday clubs and informal childcare.
- Only 20.5% of parents reported being able to speak Welsh, which is lower than the overall Wrexham percentage. 11.8% of responding parents are currently accessing childcare through the medium of Welsh.
- Parents identified affordability as main barrier, resulting in parents preferring to use informal childcare such as family and friends.
- Responses from parents suggest that overall childcare could be improved with more affordable costs, increased quality, and more available hours. However, despite increased quality being the second most common answer, only 4 parents actually stated this. This demand for increased quality does not correlate with settings' current inspection ratings, with 90.5% provisions across Wrexham receiving a 'Good' or 'Excellent' in all Quality of Care Review Areas. This, with the small number of responses who said quality could be improved, suggests that the availability of quality of provision is not a widespread issue across Wrexham.

## 6. Outcomes from Children’s Surveys

### 6.1 Context

To support understanding around childcare provision across the county, a survey was developed to consult with children to gain their views on childcare. The survey was created through Your Voice and was available to complete between the 22<sup>nd</sup> of October – 15<sup>th</sup> November. The survey was promoted to parents through Wrexham Family Information Service’s media platforms and through childcare providers. Members of the Childcare Team also attended childcare settings to conduct the surveys directly with children within the settings. In total only 37 children responded to the survey but not all answered every question, making it difficult to draw any overarching conclusions around childcare across the county.

With that considered, the key findings from the children’s surveys are:

- All children who answered the survey enjoy their time at their childcare setting.
- Nearly all children have the opportunity to play inside and outside.
- Nearly all children have the opportunity to play with their friends.
- Most children come to childcare because their parents are at work.

The ages of children who responded ranged from 0-8+. 24 respondents stated they were between the ages of 0-4, with only five respondents stating they were above the age of 8 and four between the ages of 5-7.

### 6.2 Analysis of responses

The first question children were asked was what type of setting they attended. 18 out of the 37 said they attended day nursery, which was the highest scoring answer. Six said they attended a childminder and six said they attended after school club. No child said they attended wraparound care.

Table 39 – Types of setting attended by responding children

Response	Number of Respondents	Percentage of Respondents
Childminder	6	20%
Playgroup	2	5.71%
Wrap-around	0	0%
Day Nursery	18	51.43%
After School Club	6	17.14%
Holiday Club	2	5.71%

In terms of their views on their childcare settings, responses were mostly positive with 100% of children saying they had fun at childcare and 100% saying they had lots of things to play with. In addition, all but one child said they had the option to play both inside and outside and that they were able to play with friends. When asked specifically how they felt at childcare only 18 children responded. Of these 18, 11 said they felt happy, four said they felt okay and 2 said they did not know. These responses show that according to the survey, children view their childcare settings in a positive

light. However, as there were so few responses it is impossible to generalise that this is how children feel about childcare in general across Wrexham.

Children were then asked what they liked doing while at childcare. A variety of answers were provided such as:

- Playing with toys/dolls.
- Playing outside.
- Playing with friends.
- Arts and crafts.
- Singing.
- Being read/told stories.
- Playing with animals.
- Cycling.
- Playing with instruments.

When asked why they came to childcare the majority said it was because their parents worked, with 10 out of 18 children providing this answer. Other answers included to play with friends and socialise, to play with toys, and for their well-being. This suggests that childcare and out of school clubs are important for allowing parents to meet their work commitments.

Additional questions were then asked but the number of children who responded dropped significantly to around 3-5 for each question. Questions included whether they would like to play outside more, whether there were more activities to do inside or outside, and what they would like to change about childcare. Due to the low response rate, no real significant data could be gathered from these questions.

## **7. Partnership and Cross Border Working**

Within Wrexham County Borough links have been established with various partners who collaborate to provide effective support to the childcare sector. Information and resources are shared where appropriate to ensure that service knowledge of the sector is current and relevant. The Childcare Team works alongside the Wrexham Family Information Service to collate data on the childcare sector within Wrexham to ensure that records held are accurate, and advice and guidance for both parents and providers is consistent and appropriate.

Wrexham Council also hosts the Early Years Development and Childcare Partnership with representatives from Education, Flying Start, Health, CWLWM partners, Play, Coleg Cambria and AVOW. The partnership meets once per term to review the childcare sector and consider areas for development or look to address areas highlighted as a concern.

Wrexham County Borough Council's Childcare Team work closely with the CWLWM partners to effectively support the childcare sector within Wrexham.

### **7.1 Childcare Wales Learning and Working Mutually (CWLWM) Partners Consultation**

#### **Early Years Wales**

The LA works hard to support childcare providers across the county, identifying areas of need and working with all relevant partners to set up and support new provision to bridge any gaps. The support the LA gives to providers is excellent, they also work extremely well alongside the voluntary sector and CWLWM partners.

There is quite a mix of provision in Wrexham with many settings being registered charities, it is this type of set up/legal status that helps keep childcare affordable to the community. These settings have benefited from joint support of the umbrella body and the LA childcare team, supporting these providers with guidance, grants, resources etc., all of which contribute to them being of good quality, sustainable and community focussed.

It would be good to see more providers embrace the various Quality Assurance schemes available, some of which are provided by CWLWM partners, it is these schemes that prompt providers to think about elements of their practice and areas for deeper reflection, these awards are a good way to evidence quality.

Wrexham LA has always supported children with disabilities and/or additional needs, they provide a referral scheme, funding for support workers and relevant parent/carer support etc. All childcare providers are inclusive and work with all parties concerned in making sure their provision is accessible to all children regardless of their additional need. Wrexham LA administers lots of grants in support of inclusion, which settings find invaluable.

Wrexham LA officers worked extremely hard when the Childcare Offer scheme was set up getting all procedures in place to support Wrexham's administration systems and to support all qualifying families. Many providers extended their services to accommodate the working families' needs with others merged so as to streamline services. The LA grants have provided much needed support,

equipment, resources in support of the Childcare Offer, their panels are inclusive and fair in all areas of administering grants.

### **Mudiad Meithrin**

WCBC funds a Ti a Fi officer and a Croesi'r Bont officer. The Ti a Fi officer works within the authority to run the Ti a Fi groups, these are often the first point of contact for Parents with the Welsh Language. The Croesi'r Bont Officer works with the Cylchoedd Meithrin to introduce the Croesi'r Bont scheme which is Mudiad Meithrin's language immersion scheme. Mudiad Meithrin through Cymraeg i Blant and Clwb Cwtsh work with Parents to support them in choosing Welsh Medium childcare and education for their children. Mudiad Meithrin is also working with Parents/careers who are non-Welsh speakers to improve Welsh language skills within the home environment.

Mudiad Meithrin also have a seat on the Welsh Education Strategic Plan forum and the Early Years Development Childcare and Play partnership. Within Wrexham there is clear link between education and childcare and there is a recognition that there is a need for one to complement the other.

Currently staffing is a huge issue. There are challenges with recruiting and retaining staff who are appropriately qualified and are also fluent Welsh speakers to allow for the full immersion method.

For example, one childcare provider within Wrexham has had to temporarily close due to the leader taking a leave of absence. Unfortunately, the setting has been unable to recruit a suitable replacement to cover the leave and is now unable to operate until either a suitable replacement is found, or the leader returns from the leave of absence. Currently all other settings are staffed appropriately, however there is no flexibility if a member of staff were to be unavailable to work for any reason, this could result in additional settings needing to close if staff to child ratios cannot be maintained.

Mudiad Meithrin will be working with Coleg Cambria to 'myth bust' some of the concerns students may have in regard to working within a Welsh medium childcare setting. Concerns surrounding the length of time Cylchs run for and if there are sufficient hours to maintain full time employment, and also the required level of students' Welsh language skills to work within a Cylch are being addressed to raise awareness of what is required and what career opportunities are available within Welsh medium childcare.

Ysgol Morgan Llwyd are also running the childcare course through the medium of Welsh using e-ysgol to increase the potential pool of future staff.

While it is noted that COVID-19 has not impacted childcare as significantly as initially feared, staff morale is low and there is the concern that they have not had enough recognition for the work that they have completed, and continue to complete, throughout the pandemic. The comparisons have been drawn between childcare staff and education staff and the requirement for childcare to remain open while schools closed, this has resulted in childcare providers feeling undervalued.

However, all settings (excluding the setting referred to above) have reopened and the number of children attending is good. It should also be noted that despite Covid-19 and the issues surrounding recruiting and retaining staff, Mudiad Meithrin have been able to open a new childcare provision

which will be located within the new 21st Century School's Welsh medium school within Borrás. This setting is being temporarily held at the Mudiad Meithrin offices in Wrexham

It should also be noted that positives have arisen during Covid-19. The sector was able to access a significant amount of funding to support childcare throughout the pandemic. Also, as a result of the additional funding, and schemes such as furlough, there has been an increase in engagement with committees and a large number of committees have stepped up to their responsibilities. Another positive is that the workforce has been able to access and complete a significant amount of online training, which has upskilled the Welsh medium workforce within Wrexham County Borough.

## 7.2 Cross Border

As can be seen in the map below Wrexham borders the counties Flintshire, Denbighshire, Powys, Shropshire, and Cheshire. Strong working relationships have been developed between WCBC and other North Wales Local Authorities, these working relationships have been further enhanced by the introduction of the Childcare Offer which has facilitated further opportunities for collaborative working. Any cross-border issues are dealt with promptly and border counties work closely to ensure that there is a consistent approach to Welsh Government initiatives and funding where applicable. There is a cross border agreement in place with Flintshire for children from other counties to access both Early Education and Childcare Offer in Wrexham, furthermore the Childcare Offer can be funded for Wrexham children to access childcare within any border authority.

The Childcare Lead for WCBC attends the AWARE forum to discuss all elements of the childcare sector, and meets quarterly with the local North Wales lead officers for the Childcare Offer. Data regarding the uptake of the Childcare Offer is shared by Flintshire with Wrexham and collaborative working between local authorities helps to ensure that any issues are dealt with swiftly and efficiently.

**Map showing Wrexham and neighbouring counties**





### **Neighbouring counties**

- Denbighshire
- Conwy
- Shropshire
- Flintshire
- Wirral
- Cheshire

## **8. An Answer to the Key Question**

The above information and consultation feedback has provided answers to the key question below.

### **8.1 Is there a sufficient number of childcare places in Wrexham – now and in the future?**

#### **There are a sufficient number of childcare places currently:**

- Overall, providers reported having high numbers of vacancies, with 2,296 childcare vacancies across Wrexham. The wards with the highest number of vacancies for after school provision were Grosvenor, Holt and Brynyffynnon, and for full day care Overton, Bryn Cefn, Borrass Park, and Holt.
- Some wards did report having waiting lists for certain parts of their service but also had vacancies for this part of the service. Grosvenor, for example, had 65 children on a waiting list for half day care (PM), but 83 vacancies for this part of the service. This would suggest that the existence of waiting lists in places such as Grosvenor is not due to a lack of availability of childcare. Other explanations may be that children are on a waiting list because they are not yet old enough to take up a place, or they are taking up a place somewhere else.
- This is backed up by the parent survey where only 2.2.% of parents stated that their child is on a waiting list.

#### **It is likely there will be a sufficient number of childcare places in the future:**

- Demographics data suggests that the demand for childcare will decrease across Wrexham over the coming years. Over the past few years, the population of Wrexham has declined, live birth rates have fallen and there has been a negative net migration churn. The ONS also predicts that the number of children aged 0-4 will decrease over the coming years. As Wrexham is able to meet current demand, this would suggest it should still be able to if demand was to decrease.
- However, there are a few factors that may lead to an increase in demand.
  - The expansion of the Flying Start Scheme and the Childcare Offer for students in Higher and Further Education may mitigate against this predicted decrease in demand as more parents will become eligible to take up funded childcare places for their children.
  - Despite population data suggesting a decrease in demand overall, housing projection data suggests that the demand for childcare is likely to increase in the following areas: Rhosddu, Acrefair/Cefn Mawr, Brymbo, Llay, and Ruabon.
  - In addition, 40% of parents said they expected their childcare demands to increase in the coming years.
- Even with these possible mitigating factors, it is likely Wrexham has enough childcare places to cope due to the high number of vacancies across settings.

#### **Childcare in Wrexham is of high quality but there are some barriers around affordability:**

- Overall, the quality of provision in Wrexham is of a high quality, with over 90% of providers rated Good or Excellent in all areas. The majority of parents stated they are either very

satisfied or satisfied with childcare in Wrexham. Only 4 settings were rated 'Adequate' in 2 or more areas.

- Despite average costs for childcare in Wrexham being below the Wales and UK average, parents identified affordability as the main barrier for them in terms of accessing formal childcare. 28% said that childcare could be improved by being more affordable and 25.3% said they did not use childcare because it was too expensive.
- Costs for childcare are slightly higher in North Wrexham, with an average day rate of £47.99. Four providers said they have a day rate of above £50 across Central and North Wrexham. These were in Brynyffynnon, and Grosvenor in Central Wrexham and Gresford East & West, and Rossett in North Wrexham. This may have an impact on families from disadvantaged backgrounds in particular.
- Whilst parents noted the high cost of childcare, the vast majority of providers reported that eligible parents were accessing Tax Free Childcare and Childcare Vouchers for their settings. The majority of providers are delivering the Childcare Offer for 3–4-year-olds, and 17.7% of providers are receiving funds to provide Flying Start places. However, most parents reported that they were not able to access or not currently accessing Flying Start provision due to living outside of eligible postcodes.

## **9. Gaps Analysis and Areas for Improvement**

### **9.1 Emerging gaps**

#### **Potential lack of Welsh Language provision**

According to SASS data, the majority of providers do not have a staff member who is fluent in Welsh. 12 settings said their setting was primarily Welsh speaking and 20 said that they offered the Welsh Language Active Offer. These settings were all located in the same 8 wards (Grosvenor, Hermitage, Rhosnesni, Coedpoeth, Gwersyllt East & South, Gwersyllt North, Cefn, and Pant). Lack of Welsh medium provision is a trend also present in parent survey data. 22 parents stated they would like to access Welsh medium childcare but are unable due to lack of available provision. This would suggest there is an emerging gap in Welsh medium provision.

#### **The effect of the pandemic**

Many providers noted that they were not able to access training during the pandemic, and almost one tenth of providers felt that they would not be able to financially sustain their business beyond the next 6 months. Many providers were unsure about the future stability of their childcare provision. The impact of the pandemic will be felt across all sectors for a significant time, and providers may need access to additional training, resources or funding in order to ensure this does not negatively impact the childcare sector in Wrexham. Consultation with children was not substantial enough to draw conclusions on the impact of the pandemic on children themselves.

### **9.2 Suggested actions**

A number of key actions have been suggested based on the emerging gaps and are detailed in the Action Plan below

## 10. Action Plan

Work stream	Action	Why is it required?	Milestones	Timescales for completion	Responsible party
<p><b>Accessibility</b></p>	<p>Support settings to promote their services to parents, increase flexibility and support parents to access affordable childcare.</p>	<p>Although the quality of provision is widely recognised as being of a high quality, many parents are struggling to access affordable, flexible, and local childcare. Flexibility is also a major issue, with many parents having to rely on family or informal childcare to meet the gap in provision.</p>	<ul style="list-style-type: none"> <li>• Feedback from the childcare sector and the local community regularly collected and shared to ensure achievement of CSA Action Plan and service delivery.</li> <li>• Increased advertising of childcare in areas where parents reported reduced availability.</li> <li>• Settings are supported to understand change in demand and to adapt accordingly.</li> <li>• Data gathered by all partners from surveys, reports, statistics and consultations and their analyses are made available to all partners to inform future planning to meet demand and analysis is shared with all partners.</li> <li>• Information and support are provided to childcare settings to access available funding to improve quality.</li> </ul>		

<p><b>Flying Start</b></p>	<p>Ascertain through Welsh Government clear details of the proposed scheme expansion and how this will be delivered within the childcare sector in Wrexham.</p>	<p>Many parents feel that rising costs are not being mitigated against through extended universal, free childcare schemes, with limited eligibility to schemes such as Flying Start leaving parents falling short, particularly those on a low-income. The majority of parents are not able to or are not currently accessing Flying Start provision.</p>	<ul style="list-style-type: none"> <li>• Support parents in eligible areas on low-income to access the Flying Start scheme.</li> <li>• Ensure parents and providers are aware of the expansion and the implications of this.</li> </ul>		
<p><b>Welsh-medium childcare</b></p>	<p>Provide greater support to existing settings to deliver childcare in Welsh.</p>	<p>Only 12 respondents stated that their setting was primarily Welsh speaking and 20 that they offered the Welsh Language Active Offer. Some parents expressed a desire for providers that can deliver Welsh-medium childcare but are currently unable to access this in their areas.</p>	<ul style="list-style-type: none"> <li>• Equitable support is provided to all types of childcare, Welsh and English medium.</li> <li>• Settings are actively encouraged to work towards the Welsh Active Offer.</li> <li>• Analyse and assess further and investigate the possibility of opening new viable Welsh Medium provisions.</li> <li>• Liaise with CWLWM partners to ensure Welsh language needs are being met and supported across Wrexham.</li> </ul>		

<p><b>Welsh-medium childcare</b></p>	<p>Deliver Welsh-medium training and support to providers and childminders requiring it. Ensure that settings are supported to recruit staff who are fluent in Welsh and that levels of Welsh-speaking staff are monitored.</p>	<p>SASS data showed that the majority of settings who responded do not have a staff member fluent in Welsh and do not currently offer the Welsh Language Active Offer.</p>	<ul style="list-style-type: none"> <li>• To raise the profile of careers in childcare to recruit more Welsh speakers to the sector, including childminders.</li> <li>• Provide increased support for childcare providers to develop their Welsh language skills/levels</li> <li>• Welsh Government meetings attended and issues with Welsh-medium training and recruitment raised to discuss solutions.</li> <li>• Welsh-medium settings supported at job fairs.</li> </ul>		
--------------------------------------	---	--	---	--	--

<p><b>Recruitment and retention</b></p>	<p>Raise the profile of childcare as a career across Wrexham to increase recruitment and retention.</p>	<p>The impact of the pandemic, alongside rising costs, has left some providers struggling to provide sufficient staff. This has been compounded by school-based childcare not being able to function as usual, placing additional pressures on Early Years providers.</p>	<ul style="list-style-type: none"> <li>• Retention strategy developed to ensure high quality Early Years professionals remain in the role.</li> <li>• Working group meetings attended with cross-border counties to share best practice and discuss approaches to recruitment.</li> <li>• Job fairs attended in support of childcare settings.</li> <li>• Ongoing recruitment support provided to childcare settings.</li> <li>• Support provided to advertise unfilled posts.</li> </ul>		
<p><b>Sustainability</b></p>	<p>Ensure that areas with sufficient childcare are supported adequately to ensure children continue to access provision.</p>	<p>To ensure gaps do not emerge in areas where provision is currently sufficient.</p>	<ul style="list-style-type: none"> <li>• Ensure these settings receive sufficient funding and support to continue to provide for working parents in the community.</li> </ul>		

<p><b>Sustainability</b></p>	<p>Formally assess changes in sufficiency and fully review action plan annually.</p>	<p>To ensure continued monitoring and addressing of emerging gaps.</p>	<ul style="list-style-type: none"> <li>• Check in points established to monitor sufficiency.</li> <li>• Emerging gaps and trends monitored regularly and addressed where needed.</li> <li>• Monitor high levels of vacancies.</li> <li>• Ensure that Early Education Placements and childcare generally are being advertised to parents to increase take up and reduce vacancies.</li> </ul>		
<p><b>Sustainability</b></p>	<p>Support settings with Covid-19 recovery to maintain sustainability.</p>	<p>Fluctuations in childcare due to Covid-19 and monitoring sustainability as we emerge from this period.</p>	<ul style="list-style-type: none"> <li>• Additional training opportunities provided to support staff to 'catch up' on training that may have been missed as a result of the pandemic.</li> <li>• Better communication established between Childcare Team, childcare providers and funding panel to ensure funding is directed towards the correct places.</li> </ul>		



<p><b>Out of hours childcare</b></p>	<p>Provide support and incentives for childcare providers to provide out of hours care, particularly during school holidays, weekends and evenings. Further engagement with employers to ascertain the needs of working parents.</p>	<p>Out of School childcare provisions, such as wraparound and holiday, are demand across Wrexham.</p>	<ul style="list-style-type: none"> <li>• Increase advertising of out of school care, through social media, FIS, schools, nurseries, Wrexham website, leading to increased take up.</li> <li>• Advice and support given to providers on how to start an after-school club and how to become an out of school provider.</li> <li>• Colleagues in Education engaged around how schools can be encouraged and supported to run after school clubs.</li> <li>• Targeted support provided to the specific pockets of the county where out of school care is less available.</li> <li>• Engage further with employers and parents to analyse parents' working hours and where the greatest areas of need are.</li> </ul>		
--------------------------------------	--	---	---	--	--

<p><b>Additional Learning Needs</b></p>	<p>Provide additional training for staff supporting children with ALN, particularly in areas which appear to be more prevalent since the pandemic such as speech and language needs.</p>	<p>Only a small number of childminders self-reported that they have responsibility for children with ALN, however a greater number of childminders currently care for children with Additional Learning Needs. This therefore suggests that there is some confusion as to the meaning of this question. Additionally, a significant number of providers are not currently caring for children with ALN or are not able to do so.</p>	<ul style="list-style-type: none"> <li>• Training to ensure that staff are aware of the responsibility to care for children with ALN.</li> <li>• Further consultation with providers to ascertain gaps in training to meet the needs of children with ALN.</li> </ul>		
---	--	--	---	--	--

## **Appendix 1: Summary of Key Findings**

### **Key Findings from demographics research**

Falling population trends:

- The ONS predicts that the number of children aged 0-4 group will gradually decrease by 496 across Wrexham from 7,624 to 7,128 between 2020-2026.
- Birth rates in Wrexham have fallen year on year from 2017-2020 by 274. In addition, the overall population for Wrexham is projected to decrease by 1,751 residents from 2018-2027. This suggests that the demand for childcare is likely to also decrease.
- There has also been an overall increase in the number of people who have emigrated from Wrexham both internally and internationally. The influx of people coming into Wrexham internationally is likely to be further decreased due to the impacts of Brexit and stricter laws around UK immigration. However, this might be mitigated by the fact Wrexham is a Town of Sanctuary meaning there is a network of organisations, community groups, faith groups, and individuals led by Trefnu Cymunedol Cymru/Together Creating Communities (TCC), who work to make the community welcoming and safe for immigrants, refugees, and asylum seekers.
- Looking at data across Wales and the United Kingdom, Wales recorded 4,201 fewer 0–4-year-olds between 2019 and 2020, with a fall from 165,542 to 161,341. While nationwide, the same data for the United Kingdom shows a fall of 74,933 0–4-year-olds between 2019 and 2020. This would then support evidence which suggests there will be a gradual decrease in demand for childcare places over the coming year.
- The expansion of the Flying Start Scheme and the Childcare Offer for students in Higher and Further Education may mitigate against this predicted decrease in demand as more parents will become eligible to take up funded childcare places for their children.

Number of pupils with Additional Learning Needs:

- Wrexham was found to have 3,003 or 15.4% of pupils with some form of Additional Learning Needs, this was higher than in its neighbouring counties of Denbighshire, Flintshire, and Powys. The percentage of pupils with all types of Additional Learning Needs was higher in Wrexham than the National Average.

Data from housing projections:

- Despite population data suggesting a decrease in demand overall, housing projection data suggests that the demand for childcare is likely to increase in the following areas: Rhosddu, Acrefair/Cefn Mawr, Brymbo, Llay, and Ruabon.

### **Key findings from the childcare providers' survey**

- Some wards had waiting lists for certain parts of their service, while also reporting vacancies for the same part of the service. Grosvenor, for example, had 65 children on a waiting list for half day care (PM), but also reported 83 vacancies for this part of the service. This would suggest that the existence of waiting lists in places such as Grosvenor is not due to a lack of availability of childcare. Other explanations may be that children are on a waiting list because they are not yet old enough to take up a place, or they are taking up a place somewhere else until the one they desire becomes available.

- The wards with the highest numbers of children on waiting lists for full day care were Ruabon (10), Gresford East & West (10), Gwersyllt West (6) and Marford & Hoseley (6)
- Overall, providers reported having high numbers of vacancies, with 2,296 childcare vacancies across Wrexham. The wards with the highest number of vacancies for after school provision are Grosvenor, Holt and Brynyffynnon, and for full day care are Overton, Bryn Cefn, Borrass Park and Holt. A possible explanation for this is falling population trends resulting in less demand. Another possible explanation for high vacancies could be that many parents / carers have not yet returned to pre-pandemic working arrangements, which could impact on the demand for childcare.
- There are also currently 330 vacancies for Early Education Placements, with a significant number also in Grosvenor and Overton.
- Currently 13.6% of childcare providers in Wrexham deliver their service primarily in Welsh. 68.7% of providers reported that they do not have any staff who are fluent in Welsh. Only 20 providers reported that they currently deliver the Welsh Language Active offer and only 25 said they were working towards delivering it. This would suggest there is a potential gap in terms of Welsh medium provision, as all settings that reported being primarily Welsh speaking were located across just 8 wards.
- Only 16.7% of childminders responded that they have a designated person responsible for Additional Learning Needs, however a greater number of childminders currently care for children with Additional Learning Needs. This therefore suggests that there is some confusion as to the meaning of the question asked as part of the SASS.
- There are 30.6% of providers who are not currently providing or say that they are not able to provide any support for children with Additional Learning Needs and disabilities across Wrexham, whilst 45.6% of settings support all types of Additional Learning Needs. The majority of respondents who said they are not currently providing or are not able to provide any support for children with Additional Learning Needs and disabilities were childminders. Only 10 full day care settings said they were currently not, or not able to provide any support for children with Additional Learning Needs and disabilities.
- Support for parents with a child with ALN and settings is available from the Wrexham Family Information Service, through the Disability Respite and Childcare Panel. This panel works to place and fund children with ALN in suitable settings. Data from WFIS has shown the service has coped well with supporting the high number of children with ALN in Wrexham to find suitable childcare settings. This suggests despite there being a high number of childminders unable to support a child with ALN, there are enough places across full day care settings to meet demand. These places comprise of 7 childminders, 34 full-day care settings and 24 sessional day care settings.
- Overall, the quality of provision in Wrexham is good, with over 90% of providers rated Good or Excellent in all areas. Those providers who are rated adequate in 2 or more areas are located in the North and South Wrexham.
- There are currently 125 Wrexham childcare providers registered to deliver the Childcare Offer, representing 86.2% of childcare providers. When asked if any funding from the Childcare Offer was being provided 73.1% of providers responded yes. 65.3% of Providers noted that the majority of parents currently using their services were receiving Tax Free Childcare or

Childcare Vouchers to support the cost of childcare. This suggests there is high demand for Childcare Offer places, Tax Free Childcare, and Childcare Vouchers, but that demand is being met.

- The average price of 50 hours of care a week for a child aged under two in nursery is £269.86 across Great Britain, or £14,030. With a childminder for a child aged under two it is £237.28 per week across Great Britain, or £12,340 a year. In Wales, [the average price of 50 hours of care a week for a child aged under two](#) in nursery is £246.79. With a childminder for a child aged under two it is £230.69 per week. Considering the data collected as part of the SASS, costs for childcare are generally lower than for Wales and Great Britain as a whole.
- A total of 26 providers are currently able to deliver Flying Start.
- There are few providers offering evening, overnight or weekend care, though there appears to be little demand for this.

### **Key findings from the parent survey**

- The majority of parents (60.4%) stated they are 'very satisfied' with childcare in their area, with 29.5% 'quite satisfied'. 1.8% of parents were 'very dissatisfied'.
- A significant number of parents stated that childcare is causing problems at work and some stated that childcare has prevented them continuing to work or even start working/getting a job altogether.
- 40.5% of responding parents anticipated needing more childcare in the next 2 years. The majority of parents who stated they will increase their use of childcare will specifically look to use (in order of frequency) before and after school clubs, private day nurseries, holiday clubs and informal childcare.
- Only 20.5% of parents reported being able to speak Welsh, which is lower than the overall Wrexham percentage. 11.8% of responding parents are currently accessing childcare through the medium of Welsh.
- Parents identified affordability as main barrier, resulting in parents preferring to use informal childcare such as family and friends.
- Responses from parents suggest that overall childcare could be improved with more affordable costs, increased quality, and more available hours. However, despite increased quality being the second most common answer, only 4 parents actually stated this. This demand for increased quality does not correlate with settings' current inspection ratings, with 90.5% provisions across Wrexham receiving a 'Good' or 'Excellent' in all Quality of Care Review Areas. This, with the small number of responses who said quality could be improved, suggests that the availability of quality provision is not a widespread issue across Wrexham.

### **Key findings from children's survey**

In total only 37 children responded to the survey but not all answered every question, making it difficult to draw any overarching conclusions around childcare across the county.

With that considered, the key findings from the children's surveys are:

- All children who answered the survey enjoy their time at their childcare setting.
- Nearly all children have the opportunity to play inside and outside.
- Nearly all children have the opportunity to play with their friends.

- Most children come to childcare because their parents are at work.

#### **Key findings from stakeholders and employers**

- Unfortunately, no stakeholders or employers engaged with the online surveys advertised by Wrexham County Borough Council.
- This suggests that further work is required to ensure that employers are meeting the childcare needs of their employees and know where to access support to implement effective childcare solutions so that parents, including those who work atypical hours, are supported to access work.
- Further engagement is also required with stakeholders and stakeholders should be encouraged to read and respond to the findings of this report.

## Appendix 2: Tables

Table A – Wrexham population (local authority wide) projections for the next five years and for previous three years ([Source: Stats Wales](#))

Year	Population
2018	136,126
2019	135,955
2020	135,791
2021	135,635
2022	135,466
2023	135,279
2024	135,072
2025	134,844
2026	134,611
2027	134,375

Table B – Total population of children aged 0-4 by ward

### Central community area

Electoral Ward	Age 0	Age 1	Age 2	Age 3	Age 4
Acton	35	38	53	39	44
Borras Park	10	17	18	14	16
Brynyffynnon	40	55	38	43	49
Cartrefle	N/A	N/A	N/A	N/A	N/A
Erddig	21	12	21	18	15
Garden Village	11	14	12	13	13
Grosvenor	21	26	21	25	23
Hermitage	20	28	30	28	27
Little Acton	16	20	21	17	20
Maesydre	16	19	17	30	22
Offa	26	27	34	31	28
Queensway	45	54	46	57	60

<b>Rhosnesni</b>	27	38	21	38	26
<b>Smithfield</b>	35	39	41	41	50
<b>Stansty</b>	14	20	22	22	19
<b>Whitegate</b>	39	41	38	38	40
<b>Wynnstay</b>	33	26	34	35	39
<b>Total</b>	<b>409</b>	<b>474</b>	<b>467</b>	<b>489</b>	<b>491</b>

#### North community area

<b>Electoral Ward</b>	<b>Age 0</b>	<b>Age 1</b>	<b>Age 2</b>	<b>Age 3</b>	<b>Age 4</b>
<b>Brymbo</b>	54	68	73	73	65
<b>Bryn Cefn</b>	18	24	18	25	18
<b>Coedpoeth</b>	52	53	53	56	62
<b>Gresford East &amp; West</b>	14	15	10	13	14
<b>Gwenfro</b>	14	22	30	31	39
<b>Gwersyllt North</b>	39	36	44	40	48
<b>Gwersyllt West</b>	34	35	37	28	43
<b>Gwersyllt East &amp; South</b>	59	59	59	59	67
<b>Llay</b>	35	58	60	52	49
<b>Marford &amp; Hoseley</b>	17	18	13	24	20
<b>Minera</b>	24	16	26	20	28
<b>New Broughton</b>	61	54	68	44	49
<b>Rossett</b>	26	16	33	22	19
<b>Total</b>	<b>447</b>	<b>474</b>	<b>524</b>	<b>487</b>	<b>521</b>

#### South community area

<b>Electoral Ward</b>	<b>Age 0</b>	<b>Age 1</b>	<b>Age 2</b>	<b>Age 3</b>	<b>Age 4</b>
-----------------------	--------------	--------------	--------------	--------------	--------------



<b>Bronington</b>	9	21	13	26	22
<b>Cefn</b>	39	55	48	49	51
<b>Dyffryn Ceiriog/Ceiriog Valley</b>	11	20	17	15	16
<b>Chirk North</b>	23	30	20	29	38
<b>Chirk South</b>	19	19	25	13	25
<b>Esclusham</b>	33	36	33	26	33
<b>Holt</b>	37	28	38	34	34
<b>Johnstown</b>	36	40	41	33	37
<b>Llangollen Rural</b>	13	20	22	12	23
<b>Marchwiel</b>	20	18	21	21	24
<b>Overton</b>	29	21	40	37	30
<b>Pant</b>	26	28	32	33	31
<b>Penycae</b>	30	30	23	21	29
<b>Penycae &amp; Ruabon South</b>	20	19	23	31	29
<b>Plas Madoc</b>	37	50	35	39	40
<b>Ponciau</b>	61	66	61	51	51
<b>Ruabon</b>	42	39	38	41	43
<b>Total</b>	<b>485</b>	<b>540</b>	<b>530</b>	<b>511</b>	<b>556</b>

Table C - Numbers of children forecast to be resident in Wrexham by 2026 ([source: Office of National Statistics 2018-based estimates, published March 2020](#))

<b>Age cohort</b>	<b>Resident Population 2020</b>	<b>Resident Population 2023</b>	<b>Number change 2020 – 2023</b>	<b>Resident Population 2026</b>	<b>Number change 2020 – 2026</b>
-------------------	---------------------------------	---------------------------------	----------------------------------	---------------------------------	----------------------------------

<b>0 – 1 years</b>	2,988	2,871	-117	2,790	-198
<b>2 years</b>	1,527	1,486	-41	1,428	-99
<b>3 – 4 years</b>	3,109	3,019	-90	2,910	-199
<b>5 – 7 years</b>	4,914	4,646	-268	4,508	-406
<b>8 – 11 years</b>	7,052	6,597	-455	6,253	-799
<b>12 – 18 years</b>	11,061	11,994	933	12,004	943
<b>Total 0 – 4 years</b>	7,624	7,376	-248	7,128	-496
<b>Total 5 – 18 years</b>	23,027	23,237	210	22,765	-262

Table D - Birth rates in Wrexham between 2017-2020 [\(Source: Stats Wales 2021\)](#)

<b>Date</b>	<b>Live Births</b>
<b>2017</b>	1,579
<b>2018</b>	1,441
<b>2019</b>	1,395
<b>2020</b>	1,305

Table E – Wrexham (a) international migration and (b) internal migration inflows and outflows trends observed since 2013 – 2014 up to 2018 – 2020 (source: Office for National Statistics 2020)  
International migration inflows

<b>Year</b>	<b>2013 – 2014</b>	<b>2014 – 2015</b>	<b>2015 – 2016</b>	<b>2016 – 2017</b>	<b>2017 – 2018</b>	<b>2018 – 2019</b>	<b>2019 - 2020</b>
<b>Wrexham</b>	538	546	624	564	618	676	552

International migration outflows. Net migration churn

<b>Year</b>	<b>2013 – 2014</b>	<b>2014 – 2015</b>	<b>2015 – 2016</b>	<b>2016 – 2017</b>	<b>2017 – 2018</b>	<b>2018 – 2019</b>	<b>2019 - 2020</b>
-------------	--------------------	--------------------	--------------------	--------------------	--------------------	--------------------	--------------------

<b>Wrexham</b>	556		742	442	712	651	529	433
<b>Net migration churn</b>	-18		-196	182	-148	-33	147	119

#### International migration inflows

<b>Year</b>	<b>2013 – 2014</b>	<b>2014 – 2015</b>	<b>2015 – 2016</b>	<b>2016 – 2017</b>	<b>2017 – 2018</b>	<b>2018 – 2019</b>	<b>2019 – 2020</b>
<b>Wrexham</b>	4,034	3,753	3,864	4,100	4,073	4,047	3,631

#### International migration outflows. Net migration churn

<b>Year</b>	<b>2013 – 2014</b>	<b>2014 – 2015</b>	<b>2015 – 2016</b>	<b>2016 – 2017</b>	<b>2017 – 2018</b>	<b>2018 – 2019</b>	<b>2019 – 2020</b>
<b>Wrexham</b>	4,148	4,195	4,236	4,312	4,189	4,507	3,717
<b>Net migration churn</b>	-114	-442	-372	-212	-116	-460	-86

Table F – Incidence of children in Wrexham living in all out-of-work benefit claimant households in May 2017 by ward

#### Central community area

<b>Electoral Ward</b>	<b>Age 0 – 4 years</b>	<b>Age 5 – 10 years</b>	<b>Age 11 – 15 years</b>	<b>Age 16 – 18 years</b>	<b>Age 0 – 15 years</b>	<b>Age 0 – 18 years</b>
Acton	50	60	25	15	130	150
Borras Park	0	0	5	0	15	10
Brynyffynn on	30	10	15	5	55	55
Cartrefle	60	60	50	20	165	185
Erddig	5	5	5	5	15	20
Garden Village	5	5	5	0	10	15
Grosvenor	20	25	15	0	65	70
Hermitage	50	30	25	10	100	110
Little Acton	10	5	5	5	20	25
Maesydre	20	30	20	5	80	80
Offa	20	15	15	5	50	60
Queensway	165	145	70	20	385	410

Rhosnesni		15	15	5	5	35	40
Smithfield		35	40	25	5	95	100
Stansty		10	10	10	5	30	35
Whitegate		40	45	30	10	105	120
Wynnstay		105	100	70	30	270	300
<b>Total</b>		<b>640</b>	<b>600</b>	<b>395</b>	<b>145</b>	<b>1625</b>	<b>1785</b>

### South community area

Electoral Ward	Age 0 – 4 years	Age 5 – 10 years	Age 11 – 15 years	Age 16 – 18 years	Age 0 – 15 years	Age 0 – 18 years
Bronington	10	10	5	0	30	30
Cefn	35	45	40	30	120	145
Dyffryn Ceiriog/Ceiriog Valley	15	10	5	5	25	35
Chirk North	15	25	20	10	55	65
Chirk South	20	20	10	5	50	55
Esclusham	15	20	20	5	55	65
Holt	25	20	10	5	50	60
Johnstown	30	40	20	10	90	95
Llangollen Rural	10	5	10	5	25	30
Marchwiel	15	10	10	10	35	45
Overton	10	5	15	0	30	30
Pant	65	65	40	20	165	180
Penycae	60	60	40	20	165	185
Penycae & Ruabon South	15	25	15	10	50	60
Plas Madoc	90	75	60	25	220	250
Ponciau	65	60	40	25	165	185

Ruabon	40	25	20	10	85	90
<b>Total</b>	<b>535</b>	<b>520</b>	<b>380</b>	<b>195</b>	<b>1415</b>	<b>1605</b>

#### North community area

Electoral Ward	Age 0 – 4 years	Age 5 – 10 years	Age 11 – 15 years	Age 16 – 18 years	Age 0 – 15 years	Age 0 – 18 years
Brymbo	45	50	40	10	130	140
Bryn Cefn	25	35	10	15	75	85
Coedpoeth	85	70	45	25	205	225
Gresford East & West	10	10	5	10	30	30
Gwenfro	30	40	30	10	95	110
Gwersyllt East & South	35	45	30	30	115	140
Gwersyllt North	55	55	40	15	155	175
Gwersyllt West	25	30	30	15	90	100
Llay	50	65	50	20	160	180
Marford & Hoseley	5	0	0	5	10	10
Minera	15	15	5	5	35	40
New Broughton	65	70	40	25	175	195
Rossett	10	10	5	5	20	25
<b>Total</b>	<b>455</b>	<b>495</b>	<b>330</b>	<b>190</b>	<b>1295</b>	<b>1455</b>

Table G – Children living in absolute low-income families in Wrexham by ward

#### Central community area

Ward	Number	Percentage
------	--------	------------

Acton	150	8.40
Borras Park	10	0.56
Brynyffynnon	55	3.08
Cartrefle	185	10.36
Erddig	20	1.12
Garden Village	15	0.84
Grosvenor	70	3.92
Hermitage	110	6.16
Little Acton	25	1.40
Maesydre	80	4.48
Offa	60	3.36
Queensway	410	22.96
Rhosnesni	40	2.24
Smithfield	100	5.60
Stansty	35	1.96
Whitegate	120	6.72
Wynnstay	300	16.80
<b>Total</b>	<b>1,785</b>	<b>36.84</b>

#### North community area

Ward	Number	Percentage
Brymbo	140	9.62
Bryn Cefn	85	5.84
Coedpoeth	225	15.46
Gresford East & West	30	2.06
Gwenfro	110	7.56
Gwersyllt East & South	140	9.62
Gwersyllt North	175	12.02
Gwersyllt West	100	6.87

Llay	180	12.37
Marford & Hoseley	10	0.68
Minera	40	2.74
New Broughton	195	13.40
Rossett	25	1.71
<b>Total</b>	<b>1,455</b>	<b>30.03</b>

#### South community area

Ward	Number	Percentage
Bronington	30	1.86
Cefn	145	9.03
Dyffryn Ceiriog/Ceiriog Valley	35	2.18
Chirk North	65	4.04
Chirk South	55	3.42
Esclusham	65	4.04
Holt	60	3.73
Johnstown	95	5.91
Llangollen Rural	30	1.86
Marchwiel	45	2.80
Overton	30	1.86
Pant	180	11.21
Penycae	185	11.52
Penycae & Ruabon South	60	3.73
Plas Madoc	250	15.57
Ponciau	185	11.52
Ruabon	90	5.60
<b>Total</b>	<b>1,605</b>	<b>33.12</b>

Table H – Number of childminders and childcare places provided by ward

**Central community area**

Ward	Childminders	No. Places
Acton	0	0
Borras Park	0	0
Brynyffynnon	1	11
Cartrefle	0	0
Erddig	1	2
Garden Village	0	0
Grosvenor	1	5
Hermitage	4	65
Little Acton	0	0
Maesydre	1	8
Offa	0	0
Queensway	1	10
Rhosnesni	2	8
Smithfield	0	0
Stansty	0	0
Whitegate	0	0
Wynnstay	0	0
<b>Central Total</b>	<b>11</b>	<b>109</b>

**North community area**

Ward	Childminders	No. Places
Brymbo	0	0
Bryn Cefn	0	0
Coedpoeth	4	28
Gresford East & West	1	8
Gwenfro	0	0



Gwersyllt East & South	2	16
Gwersyllt North	0	0
Gwersyllt West	3	22
Llay	0	0
Marford & Hoseley	0	0
Minera	0	0
New Broughton	3	15
Rossett	0	0
North Total	<b>13</b>	<b>89</b>

### South community area

Ward	Childminders	No. Places
Bronington	0	0
Cefn	0	0
Chirk North	0	0
Chirk South	0	0
Dyffryn Ceiriog / Ceiriog Valley	0	0
Esclusham	2	24
Holt	0	0
Johnstown	1	10
Llangollen Rural	2	7
Marchwiel	1	6
Overton	0	0
Pant	0	0
Penycae	1	14
Penycae & Ruabon South	1	8
Plas Madoc	0	0
Ponciau	2	14

Ruabon	2	20
South Total	12	103

**Total Central, North and South areas**

Ward	Childminders	No. Places
<b>Total</b>	36	301

Table I – Number of full day care providers and childcare places provided by ward

**Central community area**

Ward	Full Daycare	No. Places
Acton	1	105
Borras Park	2	178
Brynyffynnon	5	269
Cartrefle	0	0
Erddig	0	0
Garden Village	1	44
Grosvenor	5	358
Hermitage	1	48
Little Acton	0	0
Maesydre	0	0
Offa	3	149
Queensway	1	70
Rhosnesni	1	278
Smithfield	0	0
Stansty	0	0
Whitegate	0	0
Wynnstay	0	0
<b>Central Total</b>	<b>20</b>	<b>1,499</b>

### North community area

Ward	Full Daycare	No. Places
Brymbo	2	94
Bryn Cefn	2	57
Coedpoeth	2	100
Gresford East & West	2	249
Gwenfro	1	0
Gwersyllt East & South	2	79
Gwersyllt North	2	66
Gwersyllt West	1	62
Llay	2	240
Marford & Hoseley	1	64
Minera	2	114
New Broughton	3	132
Rossett	2	200
North Total	<b>24</b>	<b>1,457</b>

### South community area

Ward	Full Daycare	No. Places
Bronington	3	127
Cefn	2	82
Chirk North	0	0
Chirk South	1	81
Dyffryn Ceiriog / Ceiriog Valley	0	0
Esclusham	1	53
Holt	5	268
Johnstown	0	0
Llangollen Rural	2	49

Marchwiell	0	0
Overton	3	146
Pant	1	16
Penycae	0	0
Penycae & Ruabon South	0	0
Plas Madoc	1	48
Ponciau	1	27
Ruabon	1	76
<b>South Total</b>	<b>21</b>	<b>973</b>

**Total Central, North and South areas**

Ward	Full Daycare	No. Places
Total	<b>65</b>	<b>3,929</b>

Table J – Number of sessional day care providers and childcare places provided by ward

**Central community area**

Ward	Sessional Care	No. Places
Acton	0	0
Borras Park	0	0
Brynyffynnon	0	0
Cartrefle	0	0
Erddig	0	0
Garden Village	1	13
Grosvenor	2	31
Hermitage	1	16
Little Acton	0	0
Maesydre	0	0
Offa	0	0
Queensway	1	7

Rhosesni	0	0
Smithfield	0	0
Stansty	2	30
Whitegate	1	20
Wynnstay	2	46
Central Total	<b>10</b>	<b>163</b>

#### North community area

Ward	Sessional Care	No. Places
Brymbo	0	0
Bryn Cefn	1	22
Coedpoeth	1	26
Gresford East & West	0	0
Gwenfro	0	0
Gwersyllt East & South	1	18
Gwersyllt North	0	0
Gwersyllt West	0	0
Llay	0	0
Marford & Hoseley	0	0
Minera	0	0
New Broughton	0	0
Rossett	0	0
North Total	<b>3</b>	<b>66</b>

#### South community area

Ward	Sessional Care	No. Places
Bronington	1	18
Cefn	1	20
Chirk North	1	30

Chirk South	1	30
Dyffryn Ceiriog / Ceiriog Valley	0	0
Esclusham	1	23
Holt	0	0
Johnstown	1	17
Llangollen Rural	0	0
Marchwiel	1	15
Overton	0	0
Pant	2	40
Penycae	1	13
Penycae & Ruabon South	0	0
Plas Madoc	1	4
Ponciau	1	18
Ruabon	1	15
South Total	<b>13</b>	<b>243</b>

**Total Central, North and South community areas**

Ward	Sessional Care	No. Places
Total	<b>26</b>	<b>472</b>

Table K – Number of out of school care providers and places provided by ward

**Central community area**

Ward	Out of School Care	No. Places
Acton	0	0
Borras Park	0	0
Brynyffynnon	0	0
Cartrefle	0	0
Erddig	0	0
Garden Village	1	162

Grosvenor	0	0
Hermitage	1	15
Little Acton	0	0
Maesydre	1	60
Offa	1	114
Queensway	0	0
Rhosesni	0	0
Smithfield	0	0
Stansty	1	65
Whitegate	0	0
Wynnstay	0	0
Central Total	<b>5</b>	<b>416</b>

#### North community area

Ward	Out of School Care	No. Places
Brymbo	0	0
Bryn Cefn	0	0
Coedpoeth	0	0
Gresford East & West	1	77
Gwenfro	0	0
Gwersyllt East & South	1	43
Gwersyllt North	1	113
Gwersyllt West	0	0
Llay	1	25
Marford & Hoseley	1	87
Minera	0	0
New Broughton	0	0
Rossett	0	0

North Total	<b>5</b>	<b>345</b>
-------------	----------	------------

#### South community area

Ward	Out of School Care	No. Places
Bronington	0	0
Cefn	1	35
Chirk North	1	68
Chirk South	0	0
Dyffryn Ceiriog / Ceiriog Valley	0	0
Esclusham	0	0
Holt	1	50
Johnstown	0	0
Llangollen Rural	0	0
Marchwiell	1	77
Overton	2	87
Pant	0	0
Penycae	0	0
Penycae & Ruabon South	1	37
Plas Madoc	0	0
Ponciau	1	69
Ruabon	0	0
South Total	<b>8</b>	<b>423</b>

#### Total Central, North and South areas

Ward	Out of School Care	No. Places
Total	<b>18</b>	<b>1,184</b>

Table L – Number of all provider types and childcare places by ward

#### Central community area



Ward	Total Settings	Total No. Places
Acton	1	105
Borras Park	2	178
Brynyffynnon	6	280
Cartrefle	0	0
Erddig	1	2
Garden Village	3	232
Grosvenor	8	425
Hermitage	7	160
Little Acton	0	0
Maesydre	2	68
Offa	4	263
Queensway	3	94
Rhosnesni	3	286
Smithfield	0	0
Stansty	3	125
Whitegate	1	40
Wynnstay	3	934
Central Total	<b>47</b>	<b>3,192</b>

#### North community area

Ward	Total Settings	Total No. Places
Brymbo	2	94
Bryn Cefn	3	101
Coedpoeth	7	180
Gresford East & West	4	334
Gwenfro	1	0
Gwersyllt East & South	6	174

Gwersyllt North	3	179
Gwersyllt West	4	84
Llay	3	265
Marford & Hoseley	2	151
Minera	2	114
New Broughton	6	147
Rossett	2	200
North Total	<b>45</b>	<b>2,023</b>

### South community area

Ward	Total Settings	Total No. Places
Bronington	4	163
Cefn	3	157
Chirk North	2	128
Chirk South	2	141
Dyffryn Ceiriog / Ceiriog Valley	0	0
Esclusham	5	123
Holt	6	318
Johnstown	2	44
Llangollen Rural	4	56
Marchwiell	3	113
Overton	5	233
Pant	3	96
Penycae	2	40
Penycae & Ruabon South	2	45
Plas Madoc	2	56
Ponciau	5	146
Ruabon	4	126

South Total	<b>54</b>	<b>1,985</b>
-------------	-----------	--------------

#### Total Central, North and South community areas

Ward	Total Settings	Total No. Places
Total	<b>146</b>	<b>7,200</b>

Table M – Number of children accessing childcare in each age group from 0-4, aligned to ward.

#### Central community area

Ward	Children aged 0-1	Children aged 2	Children aged 3-4
Acton	N/A	7	28
Borras Park	24	28	70
Brynyffynnon	60	90	111
Erddig	1	N/A	N/A
Garden Village	N/A	20	34
Grosvenor	57	79	117
Hermitage	7	38	62
Maesydre	2	N/A	32
Offa	N/A	N/A	140
Queensway	21	22	23
Rhosnesni	2	5	94
Stansty	N/A	3	36
Whitegate	N/A	15	8
Wynnstay	2	38	21
Central Total	<b>176</b>	<b>345</b>	<b>665</b>

#### North community area

Ward	Children aged 0-1	Children aged 2	Children aged 3-4
Brymbo	13	9	33

Bryn Cefn	N/A	13	31
Coedpoeth	22	16	56
Gresford East & West	69	72	107
Gwenfro	N/A	N/A	N/A
Gwersyllt East & South	2	22	86
Gwersyllt North	N/A	20	49
Gwersyllt West	25	29	23
Llay	N/A	N/A	21
Llay	N/A	20	73
Marford & Hoseley	N/A	27	55
Minera	N/A	N/A	50
New Broughton	N/A	36	5
Rossett	27	23	22
North Total	<b>158</b>	<b>287</b>	<b>611</b>

#### South community area

Ward	Children aged 0-1	Children aged 2	Children aged 3-4
Bronington	5	21	58
Cefn	N/A	16	94
Chirk North	N/A	8	27
Chirk South	34	24	50
Esclusham	2	17	32
Holt	51	64	118
Johnstown	4	9	13
Llangollen Rural	15	16	24
Marchwiell	N/A	N/A	18
Overton	14	35	57
Pant	N/A	48	34

Penycae	1	16	1
Penycae & Ruabon South	3	2	2
Plas Madoc	N/A	16	32
Ponciau	3	23	38
Ruabon	17	9	48
South Total	<b>149</b>	<b>324</b>	<b>646</b>

Table N – Number of children accessing places on a full-time, part-time and ad hoc basis, as of autumn 2021, aligned to ward

### Central community area

Electoral Ward	Total number of children on books	Children attending on a full-time basis	Children attending on a part-time basis	Children attending on an ad hoc basis
Acton	105	79	20	6
Borras Park	178	46	130	2
Brynyffynnon	280	38	208	34
Cartrefle	0	0	0	0
Erddig	2	0	2	0
Garden Village	219	23	125	71
Grosvenor	394	37	196	26
Hermitage	144	74	61	9
Little Acton	0	0	0	0
Maesydre	68	15	23	30
Offa	263	65	143	55
Queensway	87	7	77	3
Rhosnesni	286	2	99	185
Smithfield	0	0	0	0
Stansty	95	48	26	21

Whitegate	20	0	20	0
Wynnstay	842	0	0	842
Central Total	<b>3029</b>	<b>434</b>	<b>1,176</b>	<b>1419</b>

#### North community area

Electoral Ward	Total number of children on books	Children attending on a full-time basis	Children attending on a part-time basis	Children attending on an ad hoc basis
Brymbo	94	6	61	27
Bryn Cefn	79	24	51	4
Coedpoeth	154	5	136	13
Gresford East & West	334	15	315	4
Gwenfro	0	0	0	0
Gwersyllt East & South	156	55	58	43
Gwersyllt North	179	13	78	88
Gwersyllt West	84	14	68	2
Llay	265	21	128	116
Marford & Hoseley	151	15	100	36
Minera	114	10	94	10
New Broughton	147	16	102	29
Rossett	200	28	169	3
North Total	<b>1957</b>	<b>222</b>	<b>1,360</b>	<b>375</b>

#### South community area

Electoral Ward	Total number of children on books	Children attending on a full-time basis	Children attending on a part-time basis	Children attending on an ad hoc basis
----------------	-----------------------------------	---	---	---------------------------------------

Bronington	145	25	68	52
Cefn	137	37	89	11
Chirk North	98	11	37	53
Chirk South	111	31	79	1
Dyffryn Ceiriog / Ceiriog Valley	0	0	0	0
Esclusham	100	31	44	25
Holt	318	6	202	110
Johnstown	27	10	14	3
Llangollen Rural	56	8	45	3
Marchwiell	98	12	86	0
Overton	233	19	149	65
Pant	56	16	0	40
Penycae	27	16	5	6
Penycae & Ruabon South	45	9	23	13
Plas Madoc	52	37	15	0
Ponciau	128	13	114	1
Ruabon	111	5	97	9
South Total	<b>1742</b>	<b>286</b>	<b>1,064</b>	<b>392</b>

Table O – Parent survey: Gross household income per week

Response	Percentage of Total
Prefer not to say	2.1%
Up to £100	2.8%
£100 to £149	2.1%
£150 to £249	6%
£250 to £349	10.2%
£350 to £499	11%

£500 to £580	19.4%
£581 to £ 750	15.2%
£750 to £999	16.6%
More than £1,000	14.5%

Table P – Parent survey: childcare satisfaction

Statement	Strongly Agree	Tend to Agree	Tend to Disagree	Strongly Disagree	N/A
I am satisfied with my childcare in term time	157	97	8	4	30
I am satisfied with my childcare in school holidays	108	84	24	16	62
The quality of childcare is high	158	88	13	6	29
There is a good choice of childcare in my area	74	111	57	30	23
Childcare is well located	123	104	33	15	21
Childcare caters for my children's needs	136	94	21	11	33
I would like my child to attend more registered childcare	56	58	35	28	117
Childcare is too expensive	167	74	27	5	23
I would prefer to use family/friends for childcare	43	87	68	29	66
I have a problem with childcare arrangements that are unreliable (e.g., cancel sessions at short notice)	19	25	30	90	130
Childcare is a barrier to me accessing employment or training	52	54	42	59	86
I know where to find out information about childcare	70	112	55	30	28
I know where to find out info on financial assistance for childcare	35	70	73	83	32